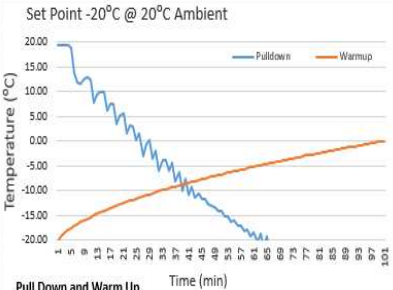
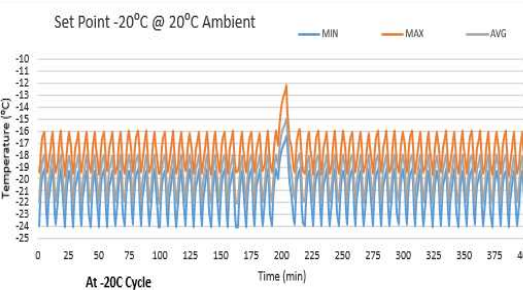
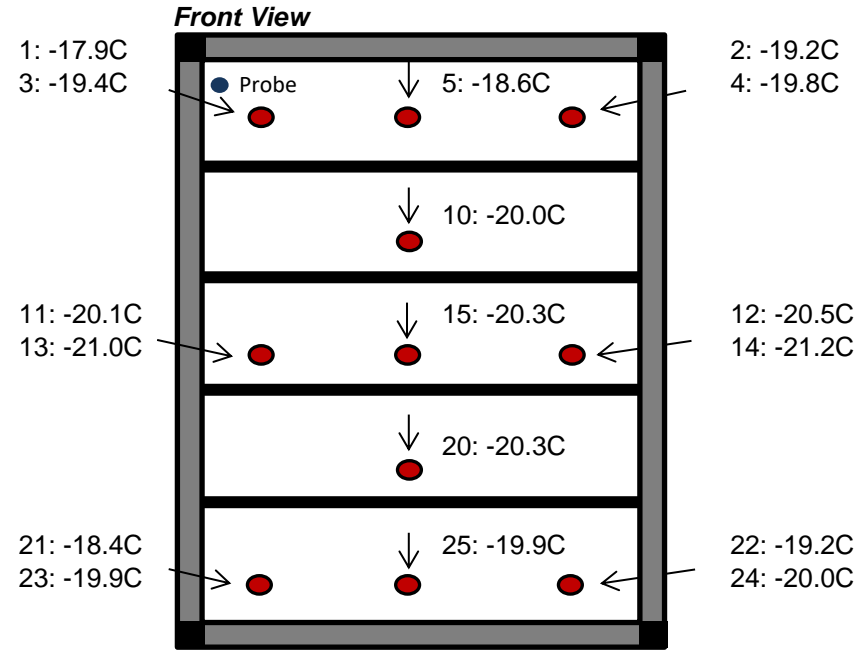
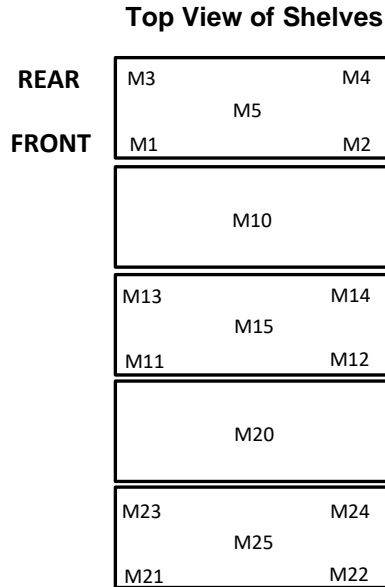


Specifications	Model Number	
	TSG400FESCW	
Application, Rating and Electrical Data		
Application	Storage of General (non-flammable) Laboratory Materials	
Storage Volume	347Liters /12.25 Cubic Feet	
Factory Set Point	-20 °C	
Set Point / Increment	-20 °C / 0.1 °C	
Electrical Power / Rated Current	230V 50 Hz 1 Phase / 1.6A	
Building Supply Rating	13A 250V	
Power Plug/Power Cord Length	13 Amp 250V / 3 Meters (10 feet)	
Agency Listings	CE	
Standards and directives	2006/42/EC, 2014/30/EU, 2014/35/EU, 2011/65/UE, 2015/863/EU & 2012/19/EU	
Electromagnetic Compatibility	Emissions (Class A), Immunity (Industrial Environment)	
Indoor/Outdoor Usage	Indoor Use Only	
Application Environment	Non-Corrosive, Non-Flammable, Non-Explosive, Good Air Ventilation	
Ambient Operating Temperature	15° C to 32° C (59° F to 90° F)	
Refrigeration Configuration		
Refrigeration System	Vapor compression system	
Compressor / Number / Capacity	Single speed / 1 / 626W	
Condenser Type/Number	Forced-Air Cooled Finned-Tube Coil Heat Exchanger / 1	
Expansion Device	Capillary Tube	
Evaporator Type / Defrost Method	Forced Air Finned-Tube Coil Heat Exchanger / Automatic Defrost	
Refrigerant Charge / Flammability	R290,120gms,GWP:3 ODP:0 / Flammable	
Controller/Electrical System Configuration and Features		
Controller Level	Eye Level	
Power Switch	On the Controller Main Screen	
Controller Type	Electronic Controller with LCD display	
Setpoint Security / Programmable	Yes / Yes	
Compressor Safe Guard	Overload Protection (OLP)	
Control Sensor	NTC Probe	
Connectivity / Remote OutputsTerminals	Dry Contact (NO and NC)	
Adjustable Warm / Cold Alarms	Fully Adjustable	
Power Failure Alarm	Acoustic and Visual	
Electronic Chart Recorder	Not Provided	
Dimensions and Construction		
Interior Dimensions (H x D x W)	1405 mm x 493 mm x 500 mm (55.3" x 19.4" x 19.7")	
Exterior Dimensions (H x D x W)	1955 mm x 650 mm x 600 mm (77" x 25.6" x 23.6")	
Insulation	Polyurethane Foam 7cms (2.75") at Back & 5cms (2") in the Sides	
Door Perimeter heater	Yes	
Shelves / Load Limit	4 Shelves / 30kg (66 lbs) per Shelf	
Casters	2 Lockable Castors at the front & 2 Fixed Castors at the rear	
Crated Shipping Weight	147kgs / 324.1 lbs	
Typical Performance Characteristics		
 <p>Set Point -20°C @ 20°C Ambient</p> <p>Temperature (°C)</p> <p>Time (min)</p> <p>Pull Down and Warm Up</p>	 <p>Set Point -20°C @ 20°C Ambient</p> <p>Temperature (°C)</p> <p>Time (min)</p> <p>At -20°C Cycle</p>	<p>Test Unit Series Number or MSO Number: 20297-A-4-2</p> <p>Cabinet Load: Unloaded</p> <p>Average Cabinet Temp (C): -19.66</p> <p>Peak Variation from Setpoint (C): -4.07 / 7.96</p> <p>Uniformity (C): 3.45</p> <p>Stability (C): 7.29</p> <p>1-min Door Opening Recovery(min): 7.97</p> <p>Cycle on Time(%): 42.65</p> <p>Cycle (on/off) Time (min): 2.9/3.9</p> <p>Energy Consumption (kw-hr/day): 6.99</p> <p>Heat Rejection Rate (btu/hr): 993.85</p> <p>Pull Down Time to setpoint:(Min) 68</p> <p>Warm Up Time to 0°C (min): 94</p> <p>Sound (dBA): 55.6</p>
<p>1)Performance is nominal and individual units may vary.</p> <p>2)Product performance will differ due to product amount, product size and operating conditions.</p> <p>3)Continuous product enhancements may, without notice, result in amendments or omissions to this specification. Thermo Scientific cannot accept responsibility for damage, injury, loss or expenses resulting from misapplication of the information herein.</p> <p>© 2021 Thermo Scientific Inc. All trademarks are the property of Thermo Scientific Inc. and its subsidiaries. Specifications, terms and pricing are subject to change. Not all products are available in all countries. Please consult your local sales representative for details.</p>		



**Typical Cabinet Temperature Map**  
Freezer 12cuft , 4 Inner-Shelves + Base, Single Outer Door

Temperatures are averages during > 20 cycles after reaching a setpoint of -20C



**Cabinet Average:** -19.8 C  
**Probe Average:** -17.6 C  
**Peak Variation:** +4.1 C / -4.1 C

20297-A-4-2

	M1	M2	M3	M4	M5	M10	M11	M12	M13
Avg	-17.9	-19.2	-19.4	-19.8	-18.6	-20	-20.1	-20.5	-21
Max	-16	-16.3	-16.4	-16.3	-16.1	-18.4	-18.5	-18.8	-19.1
Min	-20.1	-22.6	-23	-24.1	-21.6	-21.9	-22.1	-22.9	-23.7

	M14	M15	M20	M21	M22	M23	M24	M25
Avg	-21.2	-20.3	-20.3	-18.4	-19.2	-19.9	-20	-19.9
Max	-19.2	-19.1	-19.1	-17	-17.7	-18.4	-18.7	-18.5
Min	-24	-22	-21.8	-19.8	-21.3	-21.8	-21.6	-21.7

ONLY CABINET SHOWN FOR CLARITY IN TOP VIEW,  
TO ILLUSTRATE INTERIOR DIMENSIONS

thermo scientific

