

GFP mRNA (mRNA encoding Green Fluorescent Protein)

Description

Ready-to-use stabilized GFP mRNA
Concentration: 1.0 mg/mL in 1 mM Sodium Citrate, pH 6.4
mRNA length: 918 nt.

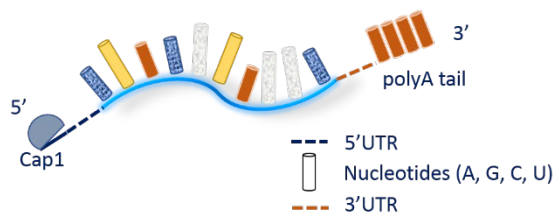
Molecular weights:

MRNA15: 296893 g/mol; **MRNA15C:** 309385 g/mol; **MRNA15B:** 310699 g/mol.
MRNA11: 300433 g/mol; **MRNA11C:** 312385 g/mol; **MRNA11B:** 313708 g/mol.
MRNA22: 298663 g/mol; **MRNA22B:** 310681 g/mol; **MRNA22C:** 312203 g/mol.

GFP mRNAs have been designed to produce high expression level of GFP fluorescent protein. OZB mRNAs are produced by *in vitro* transcription. mRNAs are stabilized at the 5' end by modified nucleotides capping (Cap1) and contain a poly(A) tail at the 3' end. Sequences have been optimized to yield improved stability and performance. GFP mRNA #**MRNA15** does not bear any additional nucleotide modifications while #**MRNA11** is modified with 5-methoxyuridine (5moU), #**MRNA22** is modified with N1-methyl-pseudouridine to reduce innate immune response. #**MRNA15C or 11C or 22C** are labelled with Cy5 by replacing 15 % of UTP by UTP-Cy5. #**MRNA15B or 11B or 22B** are labelled with Cy3 by replacing 15 % of UTP by UTP-Cy3.

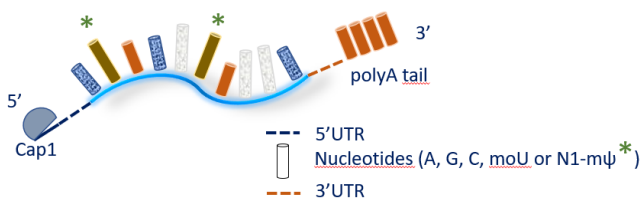
(ref# **MRNA15**):

Mature mRNA (unmodified nucleotides) with cap1 and polyA tail



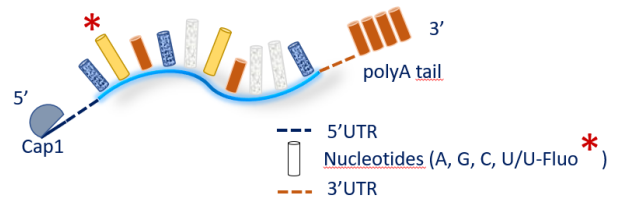
(ref# **MRNA11 or 22**):

Mature mRNA (fully modified with moU or N1-mψ)



(ref# **MRNA11 B or C, 15 B or C and 22 B or C**):

Mature mRNA (15% of UTP are replaced by fluorescent UTP)



Applications

GFP mRNAs can be used as control of transfection efficiency. GFP mRNAs resemble fully matured mRNAs with 5'cap1 structure and 3' polyA tail, therefore ready to be translated by the ribosome. mRNA transfection provides several advantages over plasmid DNA (pDNA) delivery. It does not require nuclear uptake for being expressed since translation of mRNA occurs directly into cytoplasm. Indeed, nuclear delivery (transport through nuclear membrane) is one of the principal barriers for transfecting slow or non-dividing cells and consequently, mRNA transfection is particularly attractive for such purpose. This approach presents also the advantage of being non-integrative which is particularly appealing for stem cells, regenerative medicine or vaccine fields. Contrary to pDNA, mRNA cannot lead to genetic insertion causing mutations. Moreover, the protein expression from the mRNA is promoter-independent and faster than with DNA. For transfection we recommend RmesFect™ (#RM21000) and RmesFect™ Stem (#RS31000). Fluorescent GFP mRNAs can be traced thanks to their labelling with either the Cy5 (Sulfo-Cyanine5) Far-red-fluorescent Dye or the Cyanine3 (Cy3) orange dye.

OZ Biosciences SAS

163 avenue de Luminy
Case 922, zone entreprise
13288 Marseille cedex 09 - FRANCE
Ph: +33 (0) 486 948 516
Fax: +33 (0) 486 948 515
contact@ozbiosciences.com
order@ozbiosciences.com

OZ Biosciences USA Inc.

7975 Dunbrook Road, Suite B,
San Diego,
CA 92126-USA
Ph : + 1-858-246-7840
Fax : + 1-855-631-0626
contactUSA@ozbiosciences.com
orderUSA@ozbiosciences.com

GFP detection

For transfections performed with the GFP MRNAs, the detection can be achieved by fluorescent or confocal microscopy. The GFP produced has an excitation peak at 470-480 nm and emission peak at 510 nm. GFP expression level can also be monitored by fluorescence-activated cell sorter analysis (FACS), western blot etc... Ref# MRNA15C or 15B and Ref# MRNA11C or 11B are GFP MRNAs modified with cyanine fluorescent dye with excitation peak at 649 and emission peak at 666 nm (Cy5) or with excitation peak at 554 and emission peak at 566 nm (Cy3).

Kit contents

GFP mRNAs-20: 20 µg of mRNA.

GFP mRNAs-100: 100 µg mRNA.

GFP mRNAs-1000: 1 mg of mRNA.

Storage

GFP mRNAs must be stored at -80°C.

We recommend to aliquot the mRNA solution for a better storage.

Related Products

Ref	Description
RM21000	RmesFect™ transfection reagent 1mL
RS31000	RmesFect™ Stem transfection reagent 1mL

Discover the complete list of mRNA at: www.ozbiosciences.com
Custom mRNAs are also available now!

Contact Us

Feel free to contact us for all complementary information and remember to visit our website to stay informed on the latest breakthrough technologies and updated on our complete product list. (www.ozbiosciences.com). For bulk, please contact us: order@ozbiosciences.com

Technical questions: tech@ozbiosciences.com
Order: order@ozbiosciences.com
General Information: contact@ozbiosciences.com

OZ Biosciences SAS

163 avenue de Luminy
Case 922, zone entreprise
13288 Marseille cedex 09 - FRANCE
Ph: +33 (0) 486 948 516
Fax: +33 (0) 486 948 515
contact@ozbiosciences.com
order@ozbiosciences.com

OZ Biosciences USA Inc.

7975 Dunbrook Road, Suite B,
San Diego,
CA 92126-USA
Ph : + 1-858-246-7840
Fax : + 1-855-631-0626
contactUSA@ozbiosciences.com
orderUSA@ozbiosciences.com