

Model MKFT 720 | Dynamic climate chambers for rapid temperature changes with humidity control and extended low temperature range

The BINDER MKFT series environmental simulation chamber for low temperature alternating climate profiles is the specialist for dynamic alternating climate change between -70 °C and 180 °C . Large performance reserves and rapid cooling make the MKFT environmental simulation chamber the high-end product for complex standards-based climate tests.

BENEFITS

- Homogeneous climate conditions thanks to APT.line™ technology
- Automatic water and wastewater management
- Pressure humidification with fast response times
- Comprehensive programming and data acquisition
- Large heated viewing window



Model 720



Model 720

IMPORTANT FEATURES

- Temperature range: -70 °C to $+180\text{ °C}$
- Humidity range: 10 % to 98 % RH
- Integrated water-storage tank, 20 liters
- 4 zero-voltage relay contacts
- APT.line™ preheating chamber technology
- Programmable condensation protection for test material
- Intuitive touchscreen controller with time-segment and real-time programming
- Internal data logger, measured values can be read out in open format via USB
- Heated viewing window with LED interior lighting
- Humidity regulation with capacitive humidity sensor and vapor humidification
- BINDER Multi Management Software APT-COM™ Basic Edition
- Troubleshooting system with visual and audible alarms
- 2 access ports with silicone plugs: 80 mm, left and right
- Class 2 independent adjustable temperature safety device (DIN 12880) with visual alarm
- 4 castors, two with brakes
- Computer interface: Ethernet
- Adjustable ramp function
- Integrated chart recorder
- Real-time clock
- Door heating
- Alarm notification in the event of insufficient water in fresh water tank
- 1 stainless steel rack
- Complete safety connection kit for water supply and drainage, up to 1 m in height
- Inner chamber made of stainless steel
- CFC-free refrigerants R-452A and R-23
- Cooling with cascade compressor cooling unit

ORDERING INFORMATION

Interior volume [L]	Power supply - unit fuse	Plug*	Version	Model version	Art.-No.
Model MKFT 720					
734	400 V 3~ 50 Hz -32,0 A	CEE 32 / 6 H plug 5-pin	Standard	MKFT720-400V	9020-0384

Interior volume [L]	Power supply - unit fuse	Plug*	Version	Model version	Art.-No.
	480 V 3~ 60 Hz -32,0 A	CEE 32 / 6 H plug 5-pin	with voltage and frequency converter	MKFT720-480V-C	9020-0360

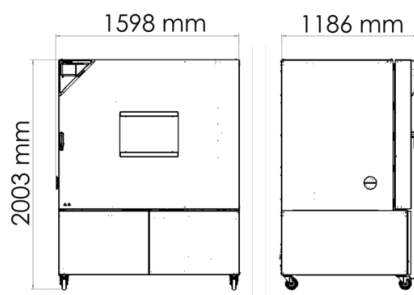
TECHNICAL DATA

Data		
Designation	MKFT720-400V	MKFT720-480V-C
Article Number	9020-0384	9020-0360
Option model	Standard	with voltage and frequency converter
Performance Data Temperature		
Temperature range	-70...180 °C	-70...180 °C
Temperature uniformity dependent on set value	0.3...2.0 ± K	0.3...2.0 ± K
Temperature fluctuation dependent on set value	0.1...0.1 ± K	0.1...0.1 ± K
Average heating-up rate according to IEC 60068-3-5	4.8 K/min	4.8 K/min
Average cooling down time according to IEC 60068-3-5	4.0 K/min	4.0 K/min
Performance Data Climate		
Temperature range with humidity	10...95 °C	10...95 °C
Humidity range	10...98 % RH	10...98 % RH
Temperature fluctuation with humidity dependent on set value	0.1...1 ± K	0.1...1 ± K
Humidity fluctuation with humidity dependent on set value	≤2,5 ± % r.F.	≤2,5 ± % r.F.
Max. heat compensation at 25°C and 90% RH	800 W	800 W
Electrical data		
Rated Voltage	400 V	480 V
Power frequency	50 Hz	60 Hz
Nominal power	11 kW	11 kW
Unit fuse	32,0 A	32,0 A
Phase (Nominal voltage)	3~	3~
Measures		
Interior volume	734 L	734 L
Net weight of the unit (empty)	635 kg	887 kg
Load per rack	40 kg	40 kg
Permitted load	160 kg	160 kg
Wall clearance back	300 mm	300 mm
Wall clearance sidewise	200 mm	200 mm

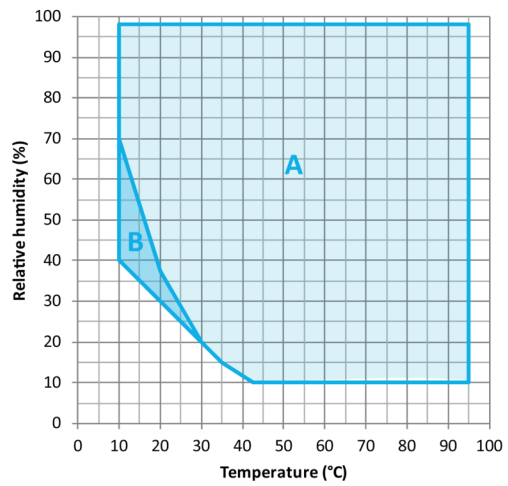
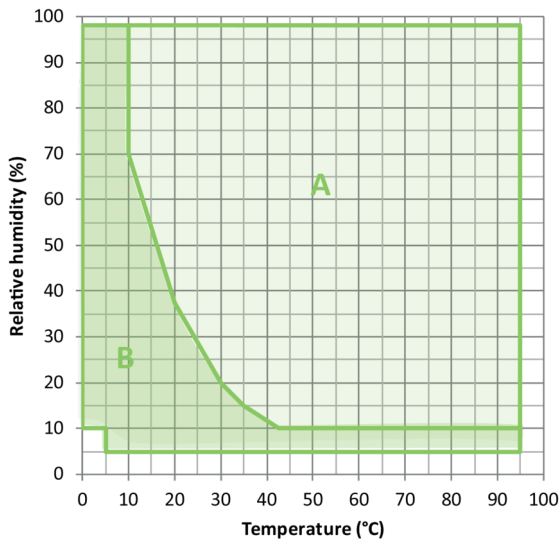
Housing dimensions not incl. fittings and connections		
Width net	1,580 mm	1,580 mm
Height net	2,005 mm	2,005 mm
Depth net	1,140 mm	1,140 mm
Internal Dimensions		
Interior width	1,200 mm	1,200 mm
Interior height	1,020 mm	1,020 mm
Interior depth	600 mm	600 mm
Unit doors	1	1
Environment-specific data		
Sound-pressure level	69 dB(A)	72 dB(A)
Energy consumption at 25°C and 60% RH	2,200 Wh/h	2,200 Wh/h
Fixtures		
Number of shelves (std./max.)	1/11	1/11

All technical data is specified for unloaded units with standard equipment at an ambient temperature of $+22\text{ °C} \pm 3\text{ °C}$ and a power supply voltage fluctuation of $\pm 10\%$. The temperature data is determined in accordance to BINDER factory standard following DIN 12880, observing the recommended wall clearances of 10 % of the height, width, and depth of the inner chamber. Technical data refers to 100 % fan speed. All indications are average values, typical for units produced in series. We reserve the right to change technical specifications at any time.

DIMENSIONS Incl. fittings and connections [mm]



DIAGRAMS

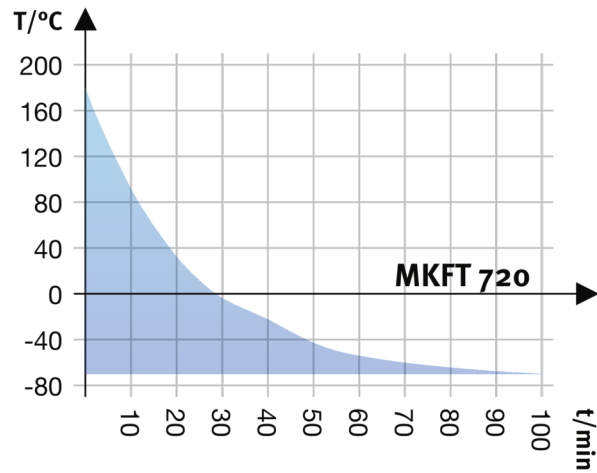
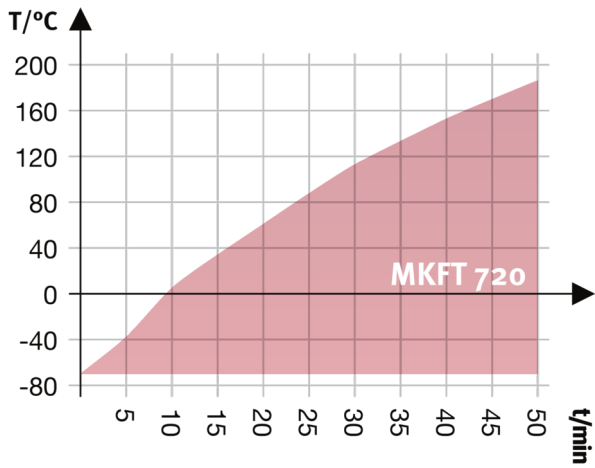


A: Standard Climate range
B: Time-limited operation (max. 24 hours)

A: Standard Climate range
B: Expanded range with controlled dry-air purge

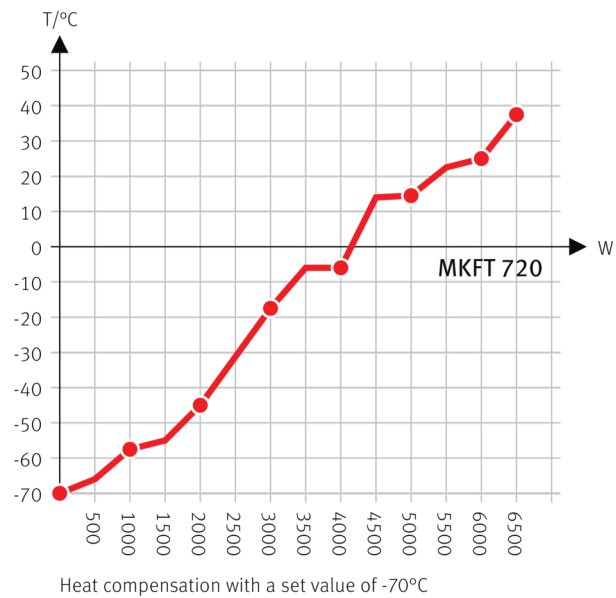
Climate chart

Climate chart



Heating up rate

Cooling down rate



Heat compensation chart

OPTIONS

Designation	Description	MKFT 720	*	Art.-No.
	left			
	30 mm	•	01	8012-0509
	50 mm	•	01	8012-0511
	80 mm	•	01	8012-0513
	100 mm	•	01	8012-0836
	125 mm	•	01	8012-0533
	right			
	30 mm	•	01	8012-0508
	50 mm	•	01	8012-0510
	80 mm	•	01	8012-0512
	100 mm	•	01	8012-0835
	125 mm	•	01	8012-0532
	top			
	80 mm	•	01	8012-0834
	100 mm	•	01	8012-0832
	125 mm	•	01	8012-0833

Designation	Description	MKFT 720	*	Art.-No.
Analog output 4-20 mA	for temperature and humidity values (output not adjustable)	•	-	8012-1786
Calibration certificate, expanded	for temperature and humidity; for extending the measurement in center of chamber to include another test value	•	-	8012-1193
Calibration certificate, temperature	temperature measurement incl. certificate, 9 measuring points at specified temperature	•	-	8012-1567
	temperature measurement incl. certificate, 15- 18 measuring points at specified temperature	•	-	8012-1588
	temperature measurement incl. certificate and 27 measuring points at specified temperature	•	-	8012-1608
Calibration certificate, temperature and humidity	Measurement in center of chamber at 25°C / 60% RH or at specified test values	•	-	8012-1187
	temperature (according to DIN12880) and humidity measurement incl. certificate, 27 temperature measuring points and 1 humidity measuring point, at 25 °C / 60 % RH or at specified values	•	-	8012-1614
Compressed air connection	for the connection to an existing pressurized air network	•	-	8012-1799
Door lock	lockable door handle	•	-	8012-1783
Dry-air purge	controlled, incl. connection; suitable for the simulation of current automobile industry standards	•	-	8012-1872
Notch-type access port	notch-type access port in door, 100 x 35 mm	•	-	8012-1860
Pt 100 temperature sensor	additional flexible Pt 100, interior, for displaying the temperature on the unit display	•	-	8012-1791
RS 485 interface, 2-wire	Additional serial interface can be used parallel to Ethernet, for Multi Management Software APT-COM™	•	-	8012-1767
Temperature safety device class 2	with visual alarm (DIN 12880)	•	-	8012-1793
Water circuit	allows condensed water to be reused	•	-	8012-0785
Water cooling	for reduced heat loss to ambient air	•	-	8012-0758

ACCESSORIES

Designation	Description	MKFT 720	*	Art.-No.
APT-COM™ 4 GLP-Edition	for working under GLP-compliant conditions. Measured values are documented in a tamper-proof way in line with the requirements of FDA Regulation 21 CFR 11.			
	version 4, GLP edition	•	-	9053-0042
APT-COM™ 4 PROFESSIONAL-Edition	convenient unit and user management built on the BASIC edition. Suitable for networking up to 100 units.			
	version 4, PROFESSIONAL edition	•	-	9053-0040
BINDER PURE AQUA SERVICE	System for preparation or complete desalination of tap water, complete set containing PURE AQUA 300 single-use cartridge, measuring device, and all necessary connecting parts	•	-	8012-0759

Designation	Description	MKFT 720	*	Art.-No.
BINDER PURE AQUA SERVICE, accessories	Single-use, replacement cartridge for BINDER PURE AQUA System	•	-	6011-0165
Qualification documents	IQ/OQ/PQ documents – supporting documents for validation performed by customers, according to customer requirements, PQ section added to qualification folder IQ/OQ; parameters: temperature and humidity values			
	Digital in PDF format	•	-	7057-0006
	Hard copy inside folder	•	-	7007-0006
	IQ/OQ documents – supporting documents for validation performed by customers, consisting of: IQ/OQ checklists incl. calibration guide and comprehensive unit documentation; parameters: temperature and humidity values			
	Digital in PDF format	•	-	7057-0002
	Hard copy inside folder	•	-	7007-0002
RS 485 / RS 422 interface converter	RS 422 cable set and RS 485 / RS 422 interface converter for connection to 10-way plug distributor			
	115 V option model	•	-	8012-0599
	230 V option model	•	-	8012-0589
Rack	stainless steel	•	-	8012-2054
Rack, reinforced	stainless steel, with fasteners (1 set of 4)	•	-	8012-0684
Rack accessories	fasteners (1 set of 4) for additional security of racks	•	-	8012-2280
Shelf, perforated	Stainless steel	•	-	8012-2253
pH-neutral detergent	concentrated, for gentle remove of residual contaminants; 1 kg	•	-	8012-2250

SERVICES

Designation	Description	*	Art.-No.
Calibration services			
Temperature and humidity calibration	Expansion –Temperature and humidity calibration with 1 measuring point in center of chamber with 1 specified pair of values, including certificate	–	DL30-0302
	Temperature and humidity calibration with 1 measuring point in center of chamber with 1 specified pair of values, including certificate	–	DL30-0301
Temperature and humidity measurement, 9-1 measuring points	Temperature measurement with 9 temperature measuring points and 1 humidity measuring point in center of chamber with a pair of values specified by the user, including certificate	–	DL30-0309
Temperature and humidity measurement, 18-1 measuring points	Temperature measurement with 18 temperature measuring points and 1 humidity measuring point in center of chamber with a pair of values specified by the user, including certificate	–	DL30-0318
Temperature and humidity measurement, 27-1 measuring points	Temperature measurement with 27 temperature measuring points and 1 humidity measuring point in center of chamber with a pair of values specified by the user, including certificate	–	DL30-0327

Designation	Description	*	Art.-No.
Temperature and humidity measurement according to DIN12880	Temperature measurement in accordance with DIN 12880 with 27 temperature measuring points and 1 humidity measuring point in center of chamber with a pair of values specified by the user, including certificate	–	DL30-0427
Installation services			
Unit commissioning	Connect the unit to the customer-side connections (electricity, water, wastewater, gas), basic functions check, brief operating instructions. (excl.: unpacking, setup, controller instructions, programming, installation work)	–	DL10-0300
Unit instructions	Instruction regarding operating principle and basic functions of the unit, operation of the control electronics including programming	–	DL10-0700
Maintenance contracts			
BRONZE 3-year maintenance contract	Maintenance service as contractually agreed, visual inspection of mechanical and electrical components, check of control response, 20% discount on spare parts	–	DL20-0710
GOLD 3-year maintenance contract	Maintenance service as contractually agreed, visual inspection of mechanical and electrical components, check of control response, 20% discount on spare parts, testing of all key functions, replacement of wear parts, calibration of one temperature and CO ₂ value, including certificate	–	DL20-0940
SILVER 3-year maintenance contract	Maintenance service as contractually agreed, visual inspection of mechanical and electrical components, check of control response, 20% discount on spare parts, testing of all key functions, calibration of one test temperature specified by the user in the center of the usable space, without certificate	–	DL20-0830
Maintenance services			
Leakage test	Testing and logging of the leak-tightness of systems containing hydrofluorocarbons in accordance with Regulation EC842/2006, incl. test book	–	DL00-0034
Maintenance	One-off maintenance service in accordance with maintenance schedule. Visual inspection of mechanical and electrical components, testing of all key functions. Calibration of a test temperature specified by the user in center of usable space without certificate	–	DL20-0500
Validation services			
Execution of IQ/OQ	Execution of IQ/OQ in accordance with qualification folder	–	DL42-0300
Execution of IQ/OQ/PQ	Execution of IQ/OQ/PQ in accordance with qualification folder	–	DL44-0500
Warranty service			
1-year warranty extension	The warranty is extended by 1 year from the delivery date, wear parts are excluded	–	DL50-0040

NOTES

01 Condensation may occur in the area around the access port. Access ports may be placed in custom locations for an additional charge.

BINDER GmbH

Tuttlingen, Germany
TEL +49 7462 2005 0
FAX +49 7462 2005 100
info@binder-world.com
www.binder-world.com

BINDER Inc.

Bohemia, NY, USA
TEL +1 631 224 4340
FAX +1 631 224 4354
usa@binder-world.com
www.binder-world.us

**BINDER Environmental Testing
Equipment (Shanghai) Co., Ltd.**

Shanghai, P.R. China
TEL +86 21 685 808 25
FAX +86 21 685 808 29
china@binder-world.com
www.binder-world.com

BINDER Asia Pacific (Hong Kong) Ltd.

Kowloon, Hong Kong, P.R. China
TEL +852 39070500
FAX +852 39070507
asia@binder-world.com
www.binder-world.com