


ID-Nr. 39409-047
IO90.195.060.L8.WDC



BATTERY CHARGE charging cabinet ION-CHARGE-90
Model IO90.195.060.L8.WDC, body colour anthracite grey
(RAL 7016), with wing door in gentian blue (RAL 5010)

Safe storage and charging of lithium-ion batteries with
integrated alarm system

Function / construction:

- **Robust construction and longevity:** triple hinged door, safety elements assembled outside the storage compartment for increased protection against corrosion, scratch- and impact-resistant surface, easy to clean
- **Easy handling with comfort:** smooth door with permanent self-closing function and oil-dampened door closer; open door with a minimum amount of force
- **No unauthorised use:** door lockable with cylinder locking (integration in an existing locking system possible) and locking state indicator (red/green)
- **Easy transport:** integrated transport base for internal transportation
- **Easy alignment:** adjusting aids to compensate for uneven floor
- **All-around protection:** 90 minute fire protection from outside to inside (type 90 / type tested in accordance with EN 14470-1) and for more than 90 minutes fire resistance for fires from inside to outside

Dimensions	
Width (external)	599.00 mm
Depth (external)	615.00 mm
Height (external)	1953.00 mm
Width (internal)	450.00 mm
Depth (internal)	522.00 mm
Height (internal)	1647.00 mm

The available internal dimensions can vary depending on the interior equipment package.

Weight / Load	
Weight without interior equipment	265 kg
Distributed load	894.00 kg/m ²
Maximum load	600 kg

Ventilation	
Extraction air	75 DN
Frequency	
Nominal voltage	
Power consumption in operation	

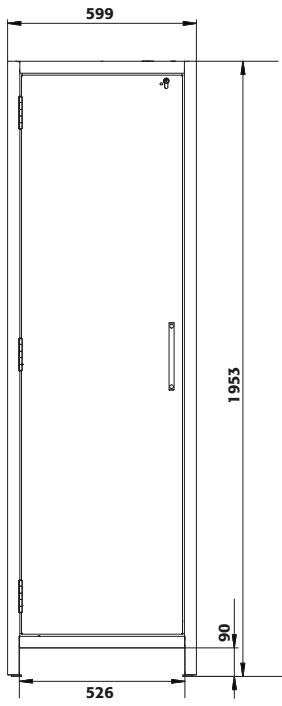
Outlet strips (Charging power)	
Fuse (1-phase)	16 A
Power max. (1-phase)	3,68 kW

Fuse (3-phase)	
Power max. (3-phase)	

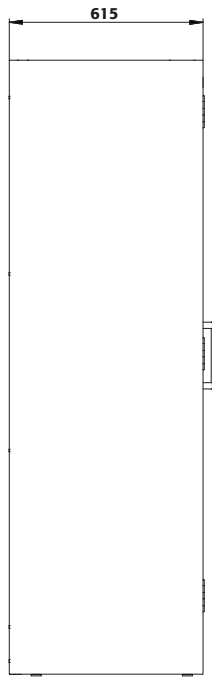
Colouring / Surface finish	
Body colour code	RAL 7016
Body colour	anthracite grey
Body surface finish	textured
Door / Drawer colour code	RAL 5010
Door / Drawer colour	gentian blue
Door / Drawer surface finish	textured

General Information	
Number of doors	1
Door opening angle	89.40°
Depth with open doors	1129 mm
Entry width transport base	526 mm
Entry height transport base	90 mm
Customs tariff number	94032080

Front view



Side view



Selectional view

