

Corning® PureCoat™ ECM Mimetic Multi-Flask

Natural Performance. Scientifically Defined. Scale-up Your Clinical Research.

Features

- Animal-free, pre-coated, synthetic peptide surface for predictable scale-up
- Streamlines cell culture workflow, reducing handling and contamination risk
- Sterile SAL 10⁻³, room temperature stable
- Even distribution of media across all layers for homogeneous cell growth
- Ability to mix cells and reagents in the Multi-Flask saves time and reduces risk of contamination
- Flexible design lets you pour or aspirate/recover cells using a pipet
- Manufactured in compliance to cGMP and ISO 9001:2008, ISO 13485:2012 standards

Corning PureCoat ECM Mimetic Multi-Flask is an easy, predictable—and cost effective—way to scale-up defined cell culture environments for larger scale clinical research applications. It provides consistent performance and animal-free traceability at a comparable cost to self-coating with biological extracellular matrix proteins.

The unique 3- or 5-layer Multi-Flask design lets you grow more cells in the same amount of incubator space, while the pre-coated Fibronectin or Collagen I peptide surfaces eliminate time-consuming and inconsistent self-coating protocols.

Maximize Cell Culture Productivity

Simplify your scale-up. The PureCoat ECM Mimetic Multi-Flasks have the same footprint, reagent volume, and cell seeding densities per unit area as 175 cm² (T-175) flasks.


The animal-free, synthetic peptide coating supports the attachment of hMSC, keratinocytes, endothelial progenitors and other Collagen I or Fibronectin-dependant cell types in serum-, xeno- and animal-free media environments.

Scalable Vessel Formats

The pre-coated Fibronectin or Collagen I peptide surfaces on the ECM Mimetic Multi-Flask are the same as those used on the ECM Mimetic 6 and 24 well plates and single-layer T-75 and T-175 flasks, ensuring predictable cell culture performance during validation and scale-up.



CORNING



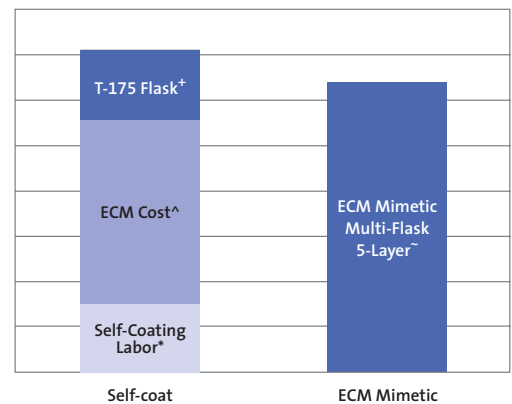
IMPROVE CELL CULTURE EFFICIENCY AND ECONOMY

ECM Mimetic cultureware streamlines your cell expansion workflow by removing the need for tedious, time consuming and inconsistent self-coating protocols. The synthetic peptides are covalently bound to the multi-layer surface, thereby minimizing the risk of leachability that can affect cell attachment and proliferation.

The pre-coated multi-layer format has a comparable cost per square centimeter to labor-intensive self-coating methods that use biological protein coatings.

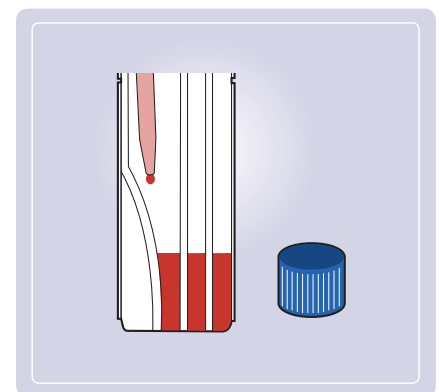
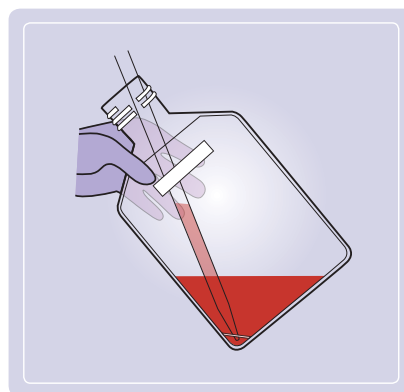
- * Assuming 1 hour preparation and hands-on coating time for 10 x T-175 flasks. Includes all labor, lab and consumable costs
- ^ ECM Cost based on the list price of Human Fibronectin, using a standard hMSC coating method.
- + Based on list price of a Falcon T-175 TC-treated Flask
- ~ Based on list price of a Corning® PureCoat™ ECM Mimetic Multi-Flask 5-layer

Surface cost per cm²



SIMPLIFIED WORKFLOW

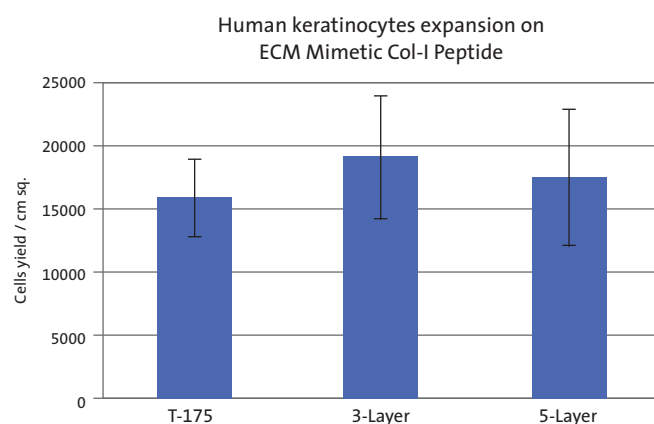
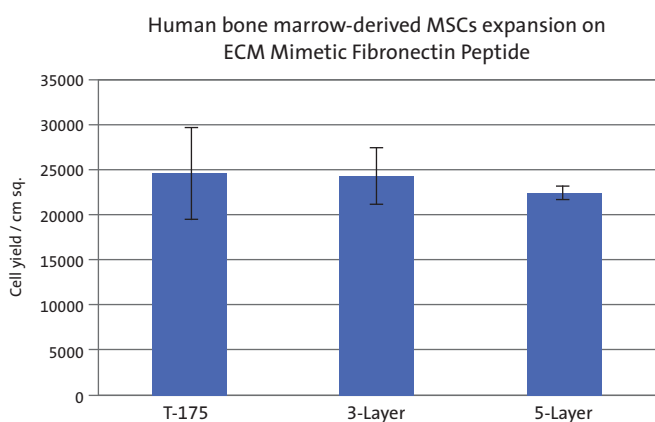
Pipet access (left) eliminates pouring. It also lets you use liquid volumes up to 50 mL/layer; allows for efficient recovery of cells and reagents; and minimizes contamination risk. The mixing port (right) eliminates mixing outside the vessel and results in a uniform distribution of cells and reagents in all layers of the flask.





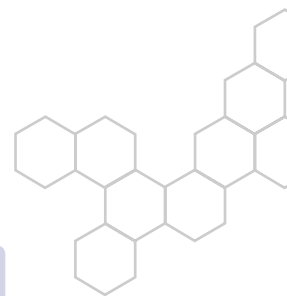

PREDICTABLE SCALE-UP

Three and five times the number of Human BM-derived Mesenchymal stem cells and Human Keratinocytes were grown and recovered from the 3- and 5-layer ECM Mimetic Multi-Flasks, respectively, and compared to a ECM Mimetic T-175 vessel. Cell yield per square centimeter was equivalent in 3- and 5-layer ECM Multi-Flask and the T-175 ECM Mimetic vessel.



UNIFORM CELL GROWTH

The figure below illustrates the uniform cell growth between layers of a Corning® PureCoat™ ECM Mimetic Multi-Flask. Vero cells grown in serum-free, low protein media in 3-layer and T-175 Collagen I mimetic flasks were fixed and stained with crystal violet. Control T-175 and individual layers of 3-layer Multi-Flasks were cut and scanned.



Corning® PureCoat™ ECM Mimetic Multi-Flask

Natural Performance. Scientifically Defined. Scale-up Your Clinical Research.

PRODUCT ATTRIBUTES

Animal component free, synthetic peptide coating covalently attached to cultureware

cGMP manufacturing process compliant (ISO 9001:2008, ISO 13485:2012)

Compatible with a wide range of serum-free, xeno-free, and animal-free media formulations

Sterile, SAL 10⁻³, and non-pyrogenic

Non-cytotoxic

Quality control tested using an appropriate cell attachment assay

Room temperature stable 18 months from date of manufacture

Cultureware material is USP class VI polystyrene suitable for cell culture

Compatible with a broad range of cell dissociation reagents

Lot traceable; certificate of compliance and analysis (lot-specific) available online



ORDER INFORMATION

Description	Packaging	Qty./Case	Cat.No.
Fibronectin Peptide			
6 WELL PLATE	Individually packed in foil bag	10	356240
24 WELL PLATE	Individually packed in foil bag	10	356241
T-75 FLASK	Individually packed in foil bag	10	356242
T-175 FLASK	Individually packed in foil bag	10	356243
MULTI-FLASK 3-LAYER	Individually packed in foil bag	8	356244
MULTI-FLASK 5-LAYER	Individually packed in foil bag	6	356245
Collagen I Peptide			
6 WELL PLATE	5 per pack x 2	10	356270
24 WELL PLATE	5 per pack x 2	10	356271
T-75 FLASK	5 per pack x 2	10	356272
T-175 FLASK	5 per pack x 2	10	356273
MULTI-FLASK 3-LAYER	2 per pack x 4	8	356274
MULTI-FLASK 5-LAYER	1 per pack x 6	6	356275

Corning acquired the PureCoat™ brand.
For information, visit www.corning.com/discoverylabware.

For a listing of trademarks, visit us at www.corning.com/lifesciences/trademarks.
Corning Incorporated, One Riverfront Plaza, Corning, NY 14831-0001

CORNING

Corning Incorporated
Life Sciences

836 North St.
Building 300, Suite 3401
Tewksbury, MA 01876
t 800.492.1110
t 978.442.2200
f 978.442.2476

www.corning.com/lifesciences