

QuickSILVER™

Powdered Buffer Packs

CONVENIENT - QUICK - ECONOMICAL

Accuris QuickSilver Powdered Buffer Packs... Fresh buffer when you need it

- *Premeasured pouches make 1 liter of 1X buffer solution*
- *Just empty pouch into water and stir - no diluting of stock solutions*
- *No pH adjustment necessary*
- *Quality and consistency guaranteed*
- *Nuclease and protease free*
- *Long shelf life*



Electrophoresis Buffers:

TBE TAE Fast Running Buffer
Tris-Glycine SDS MOPS MES

Western Blotting, ELISA and Cell Culture:

TBS TBST PBS PBST

ACCURIS™
LIFE SCIENCE REAGENTS

QuickSILVER™ Powdered Buffer Packs


Our premeasured powdered packs offer extreme convenience and will change the way you prepare buffers in your lab.



Supplied in easy-open foil packs

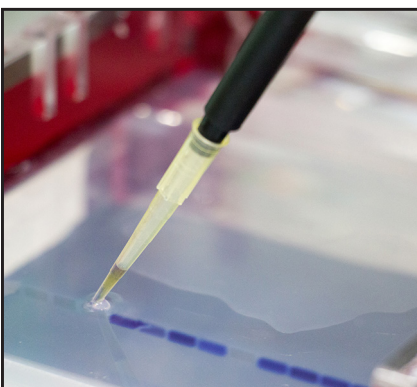


Quickly dissolves in water



Includes preprinted ID labels

Nucleic Acid Electrophoresis Buffers



QuickSilver™ TAE (Tris-acetate-EDTA)

TAE is ideal for separation of large DNA fragments in agarose gels and is used as running buffer and in gel preparation. TAE is the buffer of choice when recovering DNA from gels and when downstream processing involves enzymatic reactions. Final concentration of a 1X working solution is 40mM Tris, 20mM acetic acid, 1mM EDTA.

EB1000 QuickSilver TAE Buffer, 1X, 100 packs \$165

QuickSilver™ TBE (Tris-borate-EDTA)

TBE is used in gel preparation and as a running buffer for electrophoresis of nucleic acids. TBE works best for resolution of smaller fragments (<2kb). Its higher buffering capacity makes it useful for longer runs. The final concentration of a 1X working solution is 89mM Tris, 89mM boric acid, 2mM EDTA.

EB1001 QuickSilver TBE Buffer, 1X, 50 packs \$145

QuickSilver™ Fast Running Buffer

QuickSilver Fast Running Buffer is a proprietary blend formulated for agarose gel electrophoresis at high voltage (300-350V). Its strong buffering capacity minimizes heat generation all allows for extremely fast separation of fragments smaller than 5kb. A typical 30 minute run can be performed in just 10 minutes using this buffer.

EB1002 QuickSilver Fast Running Buffer, 1X, 100 packs \$165

Protein Electrophoresis Buffers

QuickSilver™ TGS (Tris Glycine-SDS)

Tris Glycine-SDS is one of the most common running buffers used for SDS-PAGE. A 1X solution contains 25mM Tris, 192mM Glycine and 0.1% SDS.

EB1100 QuickSilver Tris Glycine-SDS Buffer, 1X, 50 packs \$130

QuickSilver™ MES-SDS

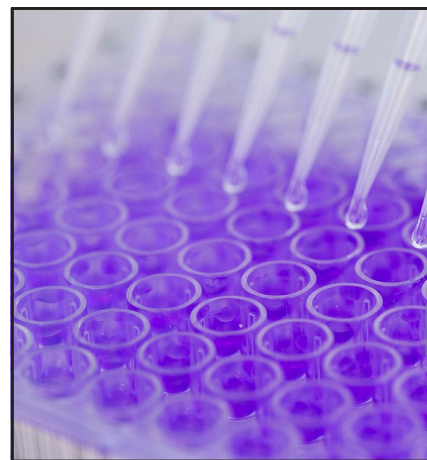
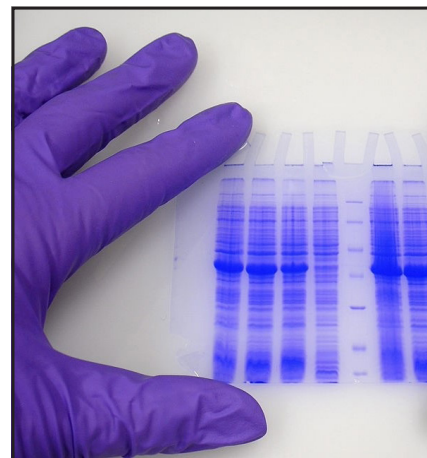
Small to medium molecular weight proteins can be resolved on SDS-PAGE gels using MES-SDS as a running buffer. Proteins resolve faster in gels using MES-SDS as a running buffer than those using MOPS-SDS. A 1X solution has a final concentration of 50mM Tris, 50mM MES, 0.1% SDS and 1mM EDTA.

EB1101 QuickSilver MES-SDS Buffer, 1X, 50 packs \$260

QuickSilver™ MOPS-SDS

MOPS-SDS is ideal for use as a running buffer when resolving medium to large proteins with SDS-PAGE. Gels run with MOPS-SDS buffer run slower than those using MES-SDS buffer. The final concentration of a 1X working solution is 50mM Tris, 50mM MOPS, 0.1% SDS and 1mM EDTA.

EB1102 QuickSilver MOPS-SDS, 1X, 50 packs \$260



Western Blotting, ELISA, Cell Culture, Chromatography

QuickSilver™ PBS and PBST

Because its osmolality and ion concentration closely mimic that of the human body, PBS is commonly used for cell culture applications, as well as HPLC and MS. PBST is a wash buffer and diluent for ELISA. The 1X PBS solution contains 137mM NaCl, 2.7mM KCl and 10mM phosphate. PBST is supplemented with 0.05% Tween-20.

EB1200 QuickSilver PBS Buffer, 1X, 100 packs \$94

EB1201 QuickSilver PBST Buffer, 1X, 100 packs \$97

QuickSilver™ TBS and TBST

TBS and TBST are used to maintain pH within a very narrow range for a variety of applications including western blotting and immunoassays. The final concentration of a 1X working solution is 137mM NaCl, 2.7mM KCl, 50mM Tris. In addition, 1X TBST contains 0.1% Tween-20.

EB1202 QuickSilver TBS buffer, 1X, 100 packs \$148

EB1203 QuickSilver TBST buffer, 1X, 100 packs \$151



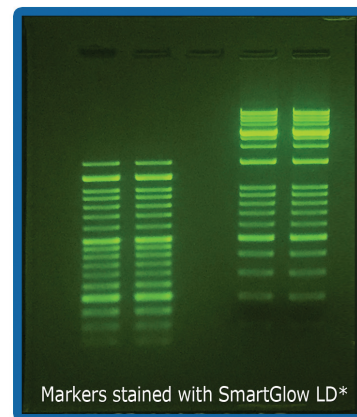
Also available from Accuris Life Science Reagents

SmartGlow™ Safe Nucleic Acid Stain

SmartGlow is a safe alternative to ethidium bromide for visualization of DNA in agarose gels.

- >Excitation by UV or blue light
- >Non-mutagenic, environmentally safe
- >No special disposal methods required
- >20,000X Prestain or 6X Loading Dye

E4500-LD	SmartGlow Loading Dye w/Safe Green Stain, 1ml	\$102
E4500-PS	SmartGlow Safe Green Prestain, 1ml	\$102



Markers stained with SmartGlow LD*


*Excitation with Accuris SmartBlue™ Transilluminator. Imaged using Accuris SmartDoc™ and an iPhone® 8.

SmartCheck™ DNA Ladders

SmartCheck DNA Ladders are designed for fast and accurate DNA sizing in agarose gels.

- >Three sizes - 50bp, 100bp and 1kb
- >Ready to use formulation with loading buffer and tracking dyes
- >Higher intensity reference bands
- >Each tube is suitable for 500 lanes (5µl/lane)
- >Ultra-pure production allows for economical ambient shipping

PR4005-500	SmartCheck DNA Ladder, 50bp, 500 lanes	\$179
PR4010-500	SmartCheck DNA Ladder, 100bp, 500 lanes	\$179
PR4100-500	SmartCheck DNA Ladder, 1kb- 500 lanes	\$179



Benchmark Agarose LE

Benchmark Agarose LE is a general purpose agarose. Highly purified, it is refined using an advanced process that excludes the use of organic solvents.

- >Enhanced resolution and clarity
- >Low EEO/increased electrophoretic mobility
- >RNase, DNase and Protease free
- >Green choice - free from organic solvents

A1700	Benchmark Agarose LE, 25g	\$44
A1701	Benchmark Agarose LE, 100g	\$107
A1705	Benchmark Agarose LE, 500g	\$377

Benchmark Agarose LE is also available in convenient 0.5g tablets. Low Melt, High Resolution and Blended 3:1 agaroses are also available. Check our website for details.



Accuris Life Science Reagents is a division of Benchmark Scientific, Inc.
www.accuris-usa.com 908-769-5555 info@benchmarkscientific.com