


Laboratory Protection Clean Air Solutions



JAN 2021

Qingdao Haier Biomedical Co.,Ltd.

No.280 Feng Yuan Road, High-tech Zone,
Qingdao, 266109, P.R. China
Tel: +86-0532-88935593
Website: www.haiermedical.com



Haier Biomedical
International



Haier Biomedical
International



@haiermedicalint



Haier Biomedical
International



Haier Biomedical
International

Note: If a slight difference occurs between pictures and actual products, please refer to actual products. Our company reserves the right of final interpretation of this brochure, please contact us for any further information if required.



CONTENT

• Quality Control -----	02
Certification -----	02
QC - Tests and Inspections -----	02
Patented Technologies -----	02
• Introducing Pharmacy Intravenous Admixture Services -----	03
• Biological Safety Cabinets and Clean Bench Differences -----	04
• Selection Guide for Biological Safety Cabinets -----	04
• Haier Biomedical Safety Cabinet, Type A2 -----	05
Smart IoT Series -----	05
Intelligent Series -----	09
Classic Series -----	19
• Haier Biomedical Safety Cabinet, Type B2 -----	23
Classic Series Type B -----	23
• Haier Biomedical Clean Bench/Laminar Flow -----	25
• Standard Operational Procedures for Safety Cabinets -----	27
• Summary of Specifications -----	30
• Haier Biomedical Global Sales Network -----	31
• Customers and Applications -----	33


Certifications, Quality Control, Patented Technologies >>

• Certifications



- Safety certification to EN 61010
- EMC certification EN 61326
- Certified EU EN 12469 for Biological Safety Cabinets
- Certified Chinese medical device registration YY-0569
- ISO 13485:2016 and ISO 9001:2015 Certified Company

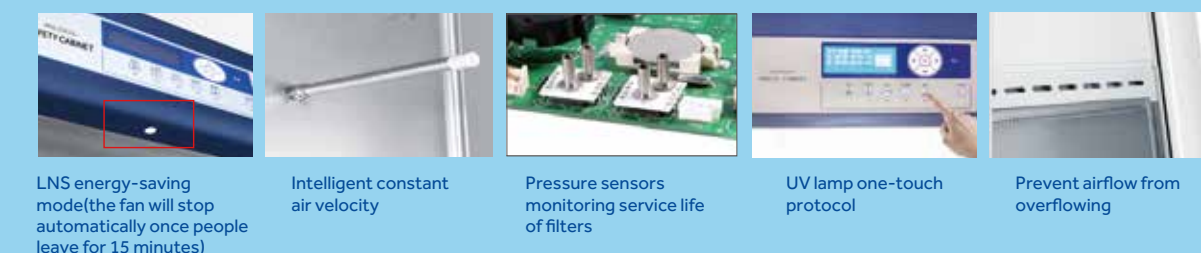
Strict QC Tests and Pre-delivery Inspections >>



Down-flow velocity measuring Inflow velocity measurement UV lamp checks Interior light checks

Workbench vibration checks Filter integrity testing Noise level checks

• Patented Technologies



LNS energy-saving mode (the fan will stop automatically once people leave for 15 minutes) Intelligent constant air velocity Pressure sensors monitoring service life of filters UV lamp one-touch protocol Prevent airflow from overflowing

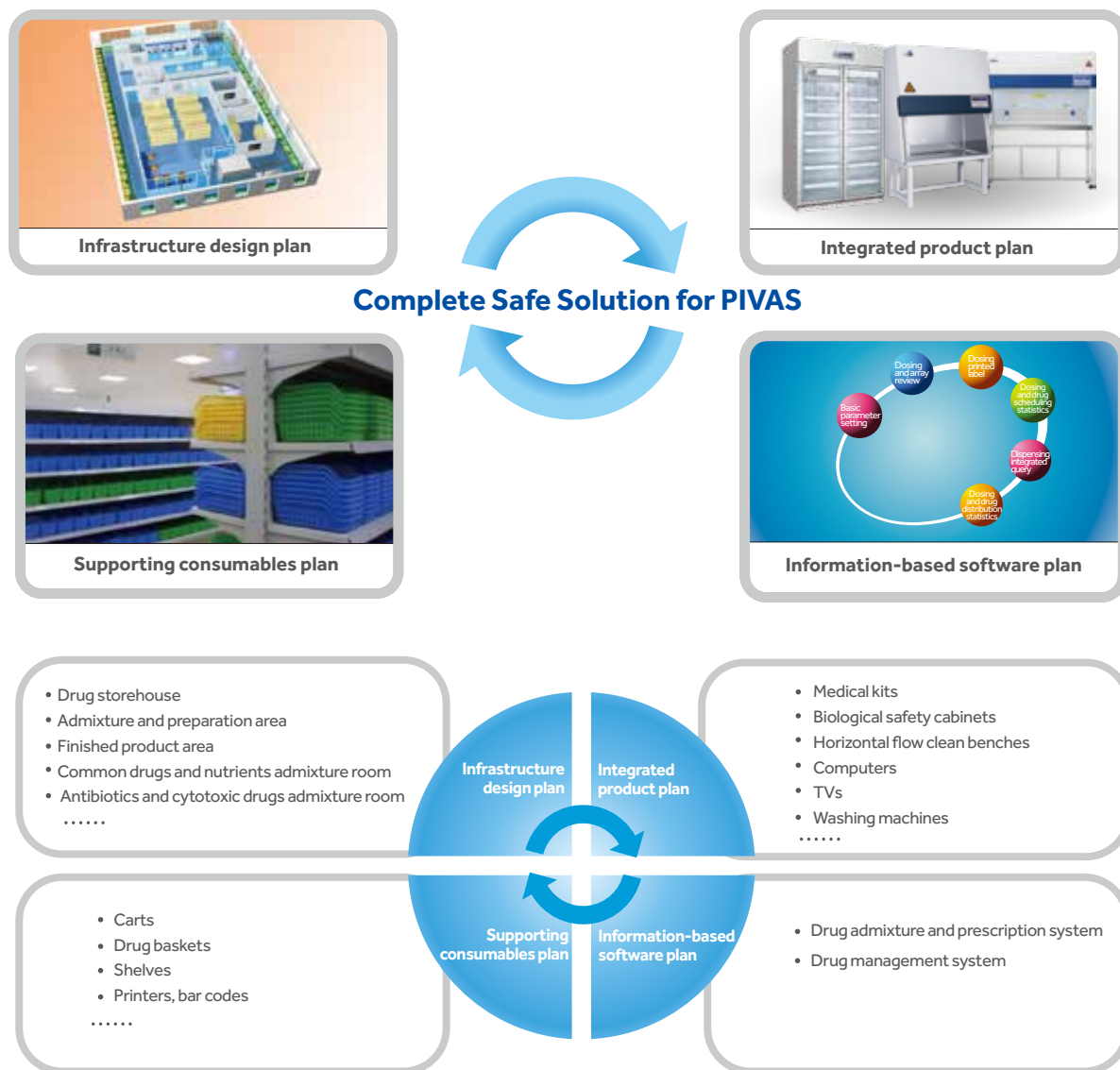
Safe Admixture Solution for Medicine

Typical Application for PIVAS (Pharmacy Intravenous Admixture Service)

Haier Biomedical clean bench ensures a superior cleanliness environment while the technical specialists /medical staff perform the admixture of intravenous fluid for PIVAS.




Introduction to Safe System Solution for PIVAS



Differences between Biological Safety Cabinet and Clean Bench

Working Principles

■ Clean air after cleaned ■ Ambient air ■ Polluted air



Functions


Product category	Airflow circulation	Applications	Air supply mode	Filter	Operator protection	Sample protection	Environment protection
Biological safety cabinet, Class II, Type A2	70% circulated, 30% discharged	Operation of pathogenic bacteria, mold, yeast and other hazardous samples	Negative pressure (Air pulled into cabinet)	High efficiency	✓	✓	✓
Biological safety cabinet, Class II, Type B2	100% discharged to outdoor space						
Vertical flow clean bench	100% discharged to indoor space	Operation of non-hazardous bacteria, PIVAS	Positive pressure (Supply air to space outside of cabinet)	High efficiency	✗	✓	✗
Horizontal flow clean bench	100% discharged to indoor space						

Model Selection Guide for Biological Safety Cabinet

	Applications	Class II, Type A2	Class II, Type A2 + Discharge Ducting	Class II, Type B2
Biotechnology	Sterilized culture medium preparation	✓	✓	✓
	Non-biohazard culture medium preparation	✓	✓	✓
	Culture	✓	✓	✓
	Non-biohazard tissue culture	✓	✓	✓
	Tissue culture	✓	✓	✓
	Plant tissue culture	✓	✓	✓
	Blood composition analysis	✓	✓	✓
	Human tissue research	✓	✓	✓
Microorganism	PCR	✓	✓	✓
	Sterilized culture medium preparation	✓	✓	✓
	Non-biohazard culture medium preparation	✓	✓	✓
	Culture	✓	✓	✓
	Odorous substance culture	✓	✓	✓
	Non-biohazard culture	✓	✓	✓
	Isolated clinical specimen	✓	✓	✓
	Blood analysis	✓	✓	✓
	QA/QC	✓	✓	✓
	Non-volatile toxic substance staining	✓	✓	✓
Medicine	Trace-volatile toxic substance staining	✓	✓	✓
	Non-volatile substance radioisotope labelling	✓	✓	✓
	Trace-volatile substance radioisotope labelling	✓	✓	✓
	Anticancer drug preparation	✓	✓	✓
Routine research	Trace-volatile substance preparation	✓	✓	✓
	Cell/tissue fixation/staining	✓	✓	✓
	Toxic powder/suspended solids	✓	✓	✓

Biological Safety Cabinet: Smart IoT Series

Product Configuration



Specifications

Model	Power (VA)	Downflow Velocity(m/s)	Inflow Velocity(m/s)	Fluorescent Lamp Intensity(Lux)	Net/Gross Weight(approx.)	Interior Dimension (W*D*H)	Exterior Dimension (W*D*H)	Packing Dimension (W*D*H)	Container load (20/40/40'H)	Support Stand	Certification
HR1200-IIA2-X	1600	0.3	0.45	≥1300	280/340(kg)	1230*600*655(mm)	1336*790*2120(mm)	1400*925*1665(mm)	8/16/16	680-900mm adjustable	NMPA(CFDA), CE,TUV SUD Mark
					617.3/749.6(lbs)	48.4*23.6*25.8(in)	52.6*31.1*83.5(in)	55.1*36.4*65.6(in)			
HR1500-IIA2-X	1670	0.3	0.45	≥1300	320/400(kg)	1530*600*655(mm)	1636*790*2120(mm)	1700*925*1665(mm)	6/12/12	680-900mm adjustable	NMPA(CFDA), CE,TUV SUD Mark
					705.5/881.8(lbs)	60.2*23.6*25.8(in)	64.4*31.1*83.5(in)	66.9*36.4*65.6(in)			
HR1800-IIA2-X	1850	0.3	0.45	≥1100	380/465(kg)	1830*600*655(mm)	1936*790*2120(mm)	2000*925*1665(mm)	6/12/12	680-900mm adjustable	NMPA(CFDA), CE,TUV SUD Mark
					837.8/1025.1(lbs)	72.0*23.6*25.8(in)	76.2*31.1*83.5(in)	78.7*36.4*65.6(in)			

Stainless Steel Arm Rest is removable, width of 60mm

Optional components



Biological Safety Cabinet: Intelligent Series

Intelligent

- **Constant airflow velocity**

The hot-bulb airflow velocity transducer performs real-time monitoring of the air velocity of the working area, compares it with the standard air velocity, and keeps a constant air velocity in the cabinet by regulating the fan speed with a microcomputer system.

Energy Conservation

- **Human body sensing and energy conservation**

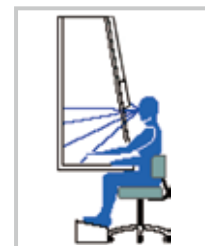
Under the intelligent mode, when the human body sensor module detects no operator in the operation area for 15 minutes, the microcomputer will automatically switch the safety cabinet into the LNS energy saving green mode to reduce the noise level, save energy and prolong the service life of filter.



Ergonomic

- **10° inclination design of cabinet body**

The front operation interface has an ergonomic design of 10° inclination for ensuring more comfortable operation.



- **Stainless steel arm rest**

A comfortable platform-type armrest can reduce hand and arm fatigue.



- **Drop-down front window**

Remove the armrest and drop down the front window to clean the upper edge of glass conveniently, without leaving any blind spots.



- **V-shaped air inlet**

The V-shaped air inlet can prevent the samples or arms of operator from blocking the air flow. The work surface can be easily lifted using the handles for cleaning purposes.



- **One-Touch UV Lamp Operation**

UV lamp records and remembers users' setting and habits and can be preset with a startup delay with one-key operation for ease and convenience.



- **IP 44 Rated Power Sockets with Timer**

The sockets can be programmed to supply power at a specified time to meet the users' demands for timing of experiments.



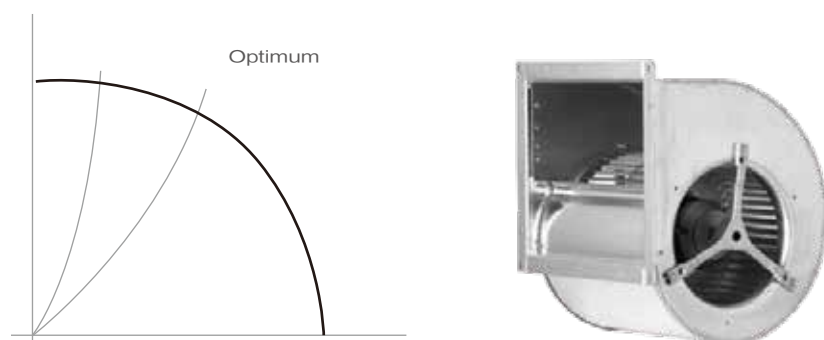
- **Universal Casters with Built-in Threaded Supporting Legs**

The stand is designed with universal casters for manoeuvrability and built-in threaded supporting legs help prevent contamination.



Key Components

- **Ultra-Low Particulate Air (ULPA) Filter (U15)**
 - The ULPA filter made from moisture-proof and fireproof glass fibers has efficiency up to 99.9995% when filtering 0.12 μ m solid particles, fully meeting the cleanliness requirements of USA FED STD 209E Grade 1 (or ISO 14644-1 Grade 3).
 - ULPA filter ensures vertical air flow to the workbench, preventing the samples from being contaminated.
 - The filter can be scanned point by point to ensure high performance, reliability and safety.
- **Maintenance-free fan system**
 - Forward centrifugal fan with air inlets at both sides of motor, reduces noise to a very low level
 - The fan self-cools to ensure high reliability and low energy consumption
 - Optimal balance between air supply and energy consumption
 - Stable air flow for safety cabinet upon precise control of fan operation



Safe

- **Abnormal operation condition alarm**

Audible and visual alarms in form of voice or text will be present when air turbulence level exceeds 20% and door height (high or low) or work area temperature exceeds limits.
- **Patented technology: filter end-of-life reminder**

Pressure transducer monitors the resistance variation of filter to determine the remaining life of filter and will remind the user by warning when the remaining life is below 10%.
- **Patented technology: UV lamp end-of-life reminder**

The microcomputer will add up the service time of UV lamp, and will remind by warning the user to replace the UV lamp when its remaining life is less than 10%.

- **Interlocking feature to ensure maximum safety and reliability**
 - Patented technology: UV lamp interlocking control
UV lamp, front window, fan and interior light operation are interlocked together to protect against harmful UV rays and to prevent leakage of microorganisms.
 - For Type A2 safety cabinet with internal & external fans interlocked, the external fan will be activated first when the safety cabinet is powered on and the internal fan will be deactivated first when the safety cabinet is powered off. When the air inflow is lower than the limit, the internal fan will be deactivated and the external fan will continue working, while users are alerted by the audible and visual alarms. When the internal fan is deactivated during working, the external fan will continue working, accompanied with audible and visual alarms.

Professional


- **Digital display of operating parameters**

Real-time digital display of down flow, inflow, exhaust volume, working area temperature, filter remaining life, UV lamp remaining life, negative pressure and positive pressure.



- **Key component failure alarm**

Audible and visual alarms will be given in case of any failures in the airflow velocity sensor, pressure sensor, temperature sensor, microcomputer board or air flow valve, indicating the nature of failure in voice or text.



Biological Safety Cabinet: Intelligent Series with Single Exhaust Filter

Product Configuration



Specifications

Model	Power (VA)	Downflow Velocity (m/s)	Inflow Velocity (m/s)	Fluorescent Lamp Intensity(Lux)	Net/Gross Weight (approx)	Interior Dimension (W*D*H)	Exterior Dimension (W*D*H)	Packing Dimension (W*D*H)	Container load (20'/40'/40'H)	Certification
HR900-IIA2	1400	0.33	0.55	≥900	290/310(kg)	920*620*650(mm)	1080*790*2160(mm)	1145*920*1690(mm)	12/24/24	NMPA(CFDA), CE, TUV SUD Mark
					639.3/683.4(lbs)	36.2*24.4*25.6(in)	42.5*31.1*85.0(in)	45.1*36.2*66.5(in)		
HR1200-IIA2	1500	0.34	0.55	≥900	320/339(kg)	1220*620*650 (mm)	1380*790*2160(mm)	1470*920*1690(mm)	8/16/16	NMPA(CFDA), CE, TUV SUD Mark
					705.5/747(lbs)	48.0*24.4*25.6(in)	54.3*31.1*85.0(in)	57.9*36.2*66.5(in)		
HR1500-IIA2	1900	0.31	0.55	≥900	350/393(kg)	1520*620*650(mm)	1680*790*2160(mm)	1755*920*1690(mm)	6/12/12	NMPA(CFDA), CE, TUV SUD Mark
					771.6/866.4(lbs)	59.9*24.4*25.6(in)	66.1*31.1*85.0(in)	69.1*36.2*66.5(in)		

Stainless Steel Arm Rest is removable, width of 60 mm

Optional components



Biological Safety Cabinet: Intelligent Series with Dual Exhaust Filter & Dual Fans- HR1200-IIA2-D

Product Advantages

Developed for overseas requirements for dual exhaust filtered biosafety cabinets and manufactured to BS EN12469. The model HR1200-IIA2-D is a smart, energy-efficient and high-performance biosafety cabinet offering 3-levels of protection – personnel, samples and environment.

- Adopts energy-efficient and low-noise fans
- ULPA filters
- 10 design and glass-sided structure provides more comfortable working and improves light to reduce eye stress and fatigue.
- Additional standard features include – adjustable stand, UV and waterproof electrical sockets



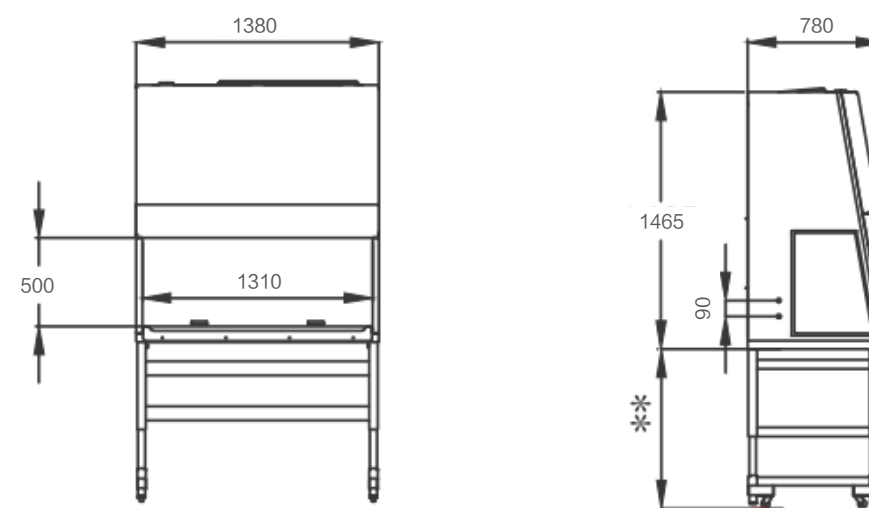
Features

- The main filter uses damp-proof, fire-proof glass fiber ULPA filter. Filtering efficiency for $\geq 0.12\mu\text{m}$ particulate matter is $\geq 99.9995\%$ for cleaner air and safer samples.
- DC fan operates with lower noise and better air flow uniformity.
- LCD screen displays various parameters and clear operational conditions.
- UV lamp can be set with one single key to activate/deactivate automatically at specified sterilization intervals from 0min to 24h, to minimize the waiting time.
- The product features a system for interlocking the ultraviolet sterilization, fluorescent lamp, front window and fan motor with each other.
- Multiple audible and visual alarms: hardware malfunction alarm, operating parameter overrun alarm, filter/UV lamp lifecycle ending alarm, etc.
- Patented water-proof receptacle timer: two water-proof receptacles can be automatically powered on/off by the timer.

Ergonomic Design

- 10° angled front design provides a comfortable work space for operators.
- Adjustable stand (680-900mm) with recessed mechanism to reduce risk of contamination.
- Universal caster for convenient moving.
- Drop-down front window design for easier cleaning of the upper edge of glass.
- Removable armrest reduces fatigue and does not interfere with air inflow.
- Optional accessories include water valves, air valves, electronic sash window and electric adjustable stand

Structure and Dimensions



*Stand with height adjustable within 680-900mm

Specifications

Model	Main Filter Typical Efficiency	Downflow Velocity (m/s)	Inflow Velocity (m/s)	Fluorescent Lamp Intensity(Lux)	Internal Dimension (W*D*H)	External Dimension (W*D*H)	Packing Dimension (W*D*H)	Support Stand
HR1200-IIA2-D	ULPA J15,99.9995% @0.12um	0.30	0.45	≥ 1000	1310*620*630(mm) 51.6*24.4*24.8(in)	1380*780*2160(mm) 54.3*30.7*85.0(in)	1470*920*1690(mm) 57.9*36.2*66.5(in)	680-900mm adjustable height

Biological Safety Cabinet: Intelligent Series with Single Exhaust Filter & Dual Fans-HR1200-IIA2-S

Product Advantages

Developed and manufactured to meet BS EN12469. The model HR1200-IIA2-S is an energy-efficient and high-performance biosafety cabinet offering 3-levels of protection – personnel, samples and environment.

- Adopts energy-efficient and low-noise fans
- HEPA filter
- 10° design and glass-sided structure provides more comfortable working and improves light to reduce eye stress and fatigue.
- Additional standard features include – adjustable stand, UV and waterproof electrical sockets

HR1200-IIA2-S

EBM DC fan, energy consumption as low as 112W, low noise to 58dB.

AAF filter 99.995%@0.3um

Standard water-proof socket, water valve and air valve interface.

Dual wind speed sensors

Electrical glass door motor make the use procedure more comfortable. (Optional)

With the third generation computer board, the program is more intelligent and the air flow self-regulation is more sensitive.

Optional parts: adjustable stand and electric underframe fits customer's need.

Drop-down glass door is easy to clean.

Partitioned workbench is easy to sterilize and clean.

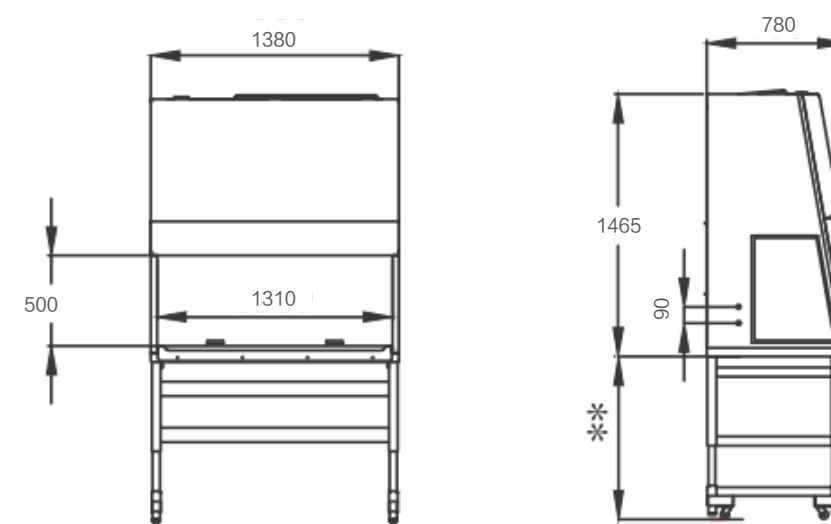
Features

- The main filter uses damp-proof, fire-proof glass fiber HEPA filter. Filtering efficiency for $\geq 0.3\mu\text{m}$ particulate matter is $\geq 99.995\%$ for cleaner air and safer samples.
- Dual DC fans operate with lower noise and better air flow uniformity.
- LCD screen displays various parameters and clear operational conditions.
- UV lamp can be set with one single key to activate/deactivate automatically at specified sterilization intervals from 0min to 24h, to minimize the waiting time.
- The product features a system for interlocking the ultraviolet sterilization, fluorescent lamp, front window and fan motor with each other.
- Multiple audible and visual alarms: hardware malfunction alarm, operating parameter overrun alarm, filter/UV lamp lifecycle ending alarm, etc.
- Patented water-proof receptacle timer: two water-proof receptacles can be automatically powered on/off by the timer.

Ergonomic Design

- 10° angled front design provides a comfortable work space for operators.
- Adjustable stand (680-900mm) with recessed mechanism to reduce risk of contamination.
- Universal caster for convenient moving.
- Drop-down front window design for easier cleaning of the upper edge of glass.
- Removable armrest reduces fatigue and does not interfere with air inflow.
- Optional accessories include water valves, air valves, electronic sash window and electric adjustable stand

Structure and Dimensions



Specifications

Model	Filter Typical Efficiency	Downflow Velocity (m/s)	Inflow Velocity (m/s)	Fluorescent Lamp Intensity(Lux)	Internal Dimension (W*D*H)	External Dimension (W*D*H)	Packing Dimension (W*D*H)	Support Stand
HR1200-IIA2-S	HEPA H14, 99.995% @0.3um	0.30	0.45	≥ 1000	1310*620*630(mm) 51.6*24.4*24.8(in)	1380*780*2160(mm) 54.3*30.7*85.0(in)	1470*920*1690(mm) 57.9*36.2*66.5(in)	680-900mm adjustable height

Biological Safety Cabinet: Classic Series, Type A2

Product Advantages

- Digital LCD screen
- Real-time display of key parameters: down-flow velocity, inflow velocity, airflow volume, static pressure, negative pressure, accumulative running time of fan, accumulative running time of UV lamp, and remaining life of filter
- Audible and visual alarms for abnormal parameters
- Clock setting function
- UV lamp sterilization function
- Quality 304 stainless steel work surface without screws, no accumulation of contaminant
- Dismountable air in-flow plate, easy to clean and sterilize
- The internal walls on three sides of operation area is constructed by a single plate, and the 12mm arc angle corner for optimal cleaning
- The volume of liquid tank is over 4L, equipped with outlet valve for convenient cleaning and maintenance
- Patented air flow blocking technology is adopted at the upper edge and both edges of front window to eliminate the exposure of microorganism.



Ergonomic

• UV Lamp One-touch Operation

The UV Lamp can remember the user's settings and use habits, and can be preset with a certain startup delay just by pressing down one key, to save more time for the user.

• Universal Casters with Built-in Threaded Supporting Legs

The stand is designed with universal casters for manoeuvrability and built-in treaded supporting legs help prevent contamination.

Professional

• Digital display of operating parameters

Real-time digital display of down flow, inflow, exhaust volume, filter remaining life, UV lamp remaining life, negative pressure and positive pressure.

Safe

• Abnormal operation condition alarm

Audible and visual alarms in form of voice or text will be present when air turbulence level exceeds 20% and door height (high or low).

• Filter end-of-life reminder

Pressure transducer monitors the resistance variation of filter to determine the remaining life of filter and reminds the user by warning when the remaining life is below 10%.

• UV lamp end-of-life reminder

The microcomputer records service times of the UV lamp and will alert the user to replace the UV lamp when its remaining life is less than 10%.

• Interlocking feature to ensure high safety and reliability

- Patented technology: UV lamp interlocking control
UV lamp, front window, fan and interior light operation are interlocked together to protect against harmful UV rays and to prevent leakage of microorganisms.
- For Type A2 safety cabinet with internal & external fans interlocked, the external fan will be activated first when the safety cabinet is powered on, and the internal fan will be deactivated first when the safety cabinet is powered off. When the air inflow is lower than the limit, the internal fan will be deactivated and the external fan will continue working, while users are alerted by the audible and visual alarms. When the internal fan is deactivated during working, the external fan will continue working, accompanied with audible and visual alarms.

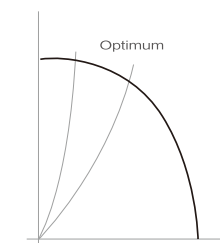
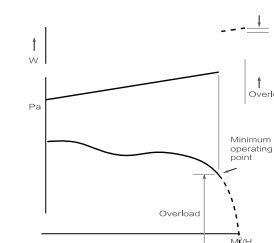
Key Components

• Ultra-Low Particulate Air (ULPA) Filter (U15)

- The ULPA filter made from moisture-proof and fireproof glass fibers with an efficiency up to 99.9995% filtering 0.12 μ m solid particles, fully meeting the cleanliness requirements of USA FED STD 209E Grade 1 (and ISO 14644-1 Grade 3).
- ULPA filter can supply vertical air flows to the workbench, preventing the samples from being contaminated.
- The filter can be scanned point by point to ensure high performance, reliability and safety.


• Maintenance-free fan system

- Forward centrifugal fan with air inflows at both sides of motor, 2.Reduces noise to a very low level
- The fan self-cools to ensure high reliability and low energy consumption
- Optimal balance between air supply and energy consumption
- Stable air flow for safety cabinet upon precise control of fan operation



Biological Safety Cabinet: Classic Series, Type A2

Product Configuration



Specifications

Model	Power (VA)	Downflow Velocity (m/s)	Inflow Velocity (m/s)	Fluorescent Lamp Intensity(Lux)	Net/Gross Weight	Interior Dimension (W*D*H)	Exterior Dimension (W*D*H)	Packing Dimension (W*D*H)	Container load (20'/40'/40'H)	Certification
HR30-IIA2	1300	0.31	0.55	≥1100	220/248(kg)	900*610*680(mm)	1100*790*2200(mm)	1155*905*1720(mm)	10/20/20	NMPA (CFDA)
					485.0/546.7(lbs)	35.4*24.0*26.8(in)	43.3*31.1*86.6(in)	45.5*35.6*67.7(in)		
HR40-IIA2	1300	0.28	0.55	≥1200	258/305 (kg)	1167*610*680(mm)	1360*790*2200(mm)	1415*905*1720(mm)	8/16/16	NMPA (CFDA), CE, TUV SUD Mark
					568.8/672.4(lbs)	45.9*24.0*26.8(in)	53.5*31.1*86.6(in)	55.7*35.6*67.7(in)		

Optional components



Biological Safety Cabinet: Classic Series, Type B2

Product Advantages



- 100% exterior exhaust
- 4m corrosion-resistant corrugated hose (standard)
- Haier exterior exhaust fan (optional)
- Interlocking between BSC and exterior exhauster, enabling remote control of exterior exhauster parameters with BSC

Model		HR40-IIB2
Power (VA)		1700
Downflow Velocity		0.28
Inflow Velocity		0.55
Fluorescent Lamp Intensity (Lux)		≥1200
Net/Gross Weight (approx)	kg	252/308
	lbs	555.6/679.0
Internal Dimension (W*D*H)	mm	1167*610*680
	in	45.9*24.0*26.8
External Dimension (W*D*H)	mm	1360*790*2400
	in	53.5*31.1*94.5
Packing Dimension (W*D*H)	mm	1415*905*1910
	in	55.7*35.6*75.2
Container Load(20'/40'/40'H)		8/16/16
Certification		NMPA(CFDA), CE, TUV SUD Mark

External exhaust fan is optional. The size information is as follows:

Model	Net/Gross Weight (kg)	External Dimension (W*D*H)(mm)	Packing Dimension (W*D*H)(mm)
HR40-IIB2 (External exhaust fan assembly)	25/30	640*480*350	770*710*510

Optional components



Gas tap (yellow)



VHP sterilization kit



Compressed air tap (blue)



Activated carbon kit



Vacuum tap (grey)



Europe, UK and USA standard power supply plugs



Water tap (green)



Europe, UK and USA standard power supply receptacles



1.5mm thick workbench and liner



IR sterilizer



316 stainless steel workbench and liner



Height-adjustable support

Clean Bench (Laminar Flow)

Safe and Reliable | EU Medical Device Certified

Product Advantages

- Cleanliness better than Level 100:**
 Fire retardant glass fiber HEPA with filtration efficiency of 99.99%@0.3µm, to ensure optimal air cleanliness, meets and exceeds Grade 5 ISO 14644.1 and Grade 100 FED STD 209E standard for safer and cleaner work area
- Intelligent interlocking:**
 Intelligent linkage and interlocking design between interior light and UV lamp to prevent incorrect operation
- Pre-cleaning function:**
 Pre-cleans the work space before the first use, to assist the user in protecting the samples during experiments
- Patented UV sterilization operation:**
 The timing startup operation of UV sterilization upon our patented technology provides the user more free time to improve work efficiency
- Patented UV sterilization power-on delay:**
 After the UV lamp button is pressed down, sound-light alarm will remind the operator to get away immediately, and the UV lamp will be powered on after a delay of 10s to protect the operator against UV radiation

Product Configuration -- Horizontal Airflow



Specifications

Model	Power (w)	Fluorescent Lamp Intensity(Lux)	Net/Gross Weight (approx)	Interior Dimension (W*D*H)	Exterior Dimension (W*D*H)	Packing Dimension (W*D*H)	Container load (20'/40'/40'H)	Support Stand	Certification
HCB-900V	1200	≥300	115/145(kg)	900*530*520(mm)	970*630*1730(mm)	1105*745*1280(mm)	15/33/33	755mm high chassis	CE, TUV SUD Mark, NMPA(CFDA)
			254/319(lbs)	35.4*20.9*20.5(in)	38.2*24.8*68.1(in)	43.5*29.3*50.4(in)			
HCB-1300V	1200	≥300	145/171(kg)	1300*530*520(mm)	1370*630*1730(mm)	1505*745*1280(mm)	10/25/25	755mm high chassis	CE, TUV SUD Mark, NMPA(CFDA)
			320/376(lbs)	51.2*20.9*20.5(in)	53.9*24.8*68.1(in)	59.3*29.3*50.4(in)			
HCB-1300H	350	≥1000	145/175(kg)	1310*550*750(mm)	1380*790*1960(mm)	1465*940*1350(mm)	8/16/16	765mm high chassis	CE, TUV SUD Mark
			319/385(lbs)	51.5*21.7*29.5(in)	54.3*31.1*77.2(in)	57.7*37.0*53.2(in)			
HCB-1600H	350	≥1000	165/214(kg)	1710*550*750(mm)	1780*790*1960(mm)	1865*940*1370(mm)	6/12/12	765mm high chassis	CE, TUV SUD Mark, NMPA(CFDA)
			363/747(lbs)	67.3*21.7*29.5(in)	70.1*31.1*77.2(in)	73.4*37.0*53.9(in)			

Product Configuration -- Vertical Airflow



Standard Operation Procedures for Biological Safety Cabinet

A Biological Safety Cabinet (BSC) is important for laboratory biosafety protection. To ensure effective biosafety protection the cabinet MUST be used in accordance with standard use guidelines. The following provides guidance on good practices and basic procedures for BSC use to ensure optimal performance and protection.

Basic Operation Procedures

- 1) Preparation
- 2) Power-on
- 3) Experiment operation
- 4) Cleaning
- 5) Power-off

Front Window Important Information

- 1) When BSC is not used, the front window should be completely closed. This prevents aerosol leakage inside the cabinet. The front window glass also protects the operators when using UV lamps.
- 2) When BSC is used, the front window should be at the normal operating height at all times. When the fan is in operation, the position of the front window should not be changed from the normal height, unless any instruments or related items are placed in or removed from BSC.
- 3) The alarm will be activated whenever the front window is moved from the normal operating height.
- 4) The front window can be opened to the maximum position so as to load/unload objects/instruments. When the front window is fully open, the front window alarm will be activated. After placing the object/instrument, the front window should be fixed at the working position in time.

Preparation for Use

- 1) Prepare materials/instruments
- 2) Start BSC: press the power switch for 3 seconds to energize BSC, and switch on the UV lamp for 30 minutes for sterilization (use the UV lamp appointment function).
- 3) After complete the sterilization process, open the front window glass to the working position, and wait for the "Self-cleaning" countdown for 3 minutes. (The fan and the interior light are automatically turned on when the glass door is opened).
- 4) Wash your hands thoroughly with sterilized soap. Wear gloves for protection. Gloves should be placed outside the wrist of the lab coat rather than inside. Operators are required to wear two layers of gloves when performing high risk experiments.
- 5) Wear a clean long-sleeved lab coat. The experimental robe tied at the chest and back (similar to surgical gowns) can provide better protection than traditional lab coats. Disposable laboratory suit is required for high-risk work.
- 6) Adjust the operator's seat to the most comfortable position. It is recommended to use a height adjustable experiment seat.
- 7) Fully open the front window. Thoroughly clean the surface of the work area, the side walls, the rear wall, and the inner surface of the front window with 70% alcohol (depending on available BSC materials, or using other sanitizers), while clean the surfaces of UV lamp and power receptacle.

Note: Do not use chlorine-containing sanitizers as this may cause corrosion on the stainless steel surface.

- 8) Clean the surface of material/instrument before placing it in the work area. When placing materials and instruments in BSC, minimize the cross-contamination in a reasonable manner, such as placing them in sub-areas by placing clean samples on the left and potentially contaminated items on the right, which is more effective to prevent cross infection.
- 9) Keep materials and instruments at least 10cm from the front window.
- 10) After all materials and instruments are organized in a proper order, adjust the front window to the normal operating height, and let the fan run for another 3 minutes to discharge the pollutants in the working area.
- 11) Minimize any indoor activities (walking, opening/closing doors, etc.), because external airflow disturbances may affect the airflow inside BSC, impairing the safety performance of BSC.

Cleaning and power-off

- 1) Throw all biohazardous waste into biosafety bags (including the outer layers of double gloves). Seal the safety bag and dispose it properly. (If necessary, dispose the waste with a pressure-cooker.)
- 2) Clean the surfaces of all materials and instruments with 70% IPA (isopropyl alcohol solution) before being removed from BSC. It is recommended to keep the fan running during the cleaning process.
- 3) Wipe the surface of the work area, side walls, back wall, drain, etc. with a clean cloth and then scrub with water and a mild detergent. Do not scrub with any chlorine-containing detergent.
- 4) Rinse with water and wipe the detergent with a clean cloth until there is no residual detergent.
- 5) Keep the fan running for another 3 minutes to clean the work area, and then close the front window (the fan and light will automatically turn off). Turn on the UV lamp to sterilize the inside surfaces of BSC for 30 minutes. The use of UV lamp overnight will shorten its life. It is recommended to use the UV light one-touch appointment function of Haier biological safety cabinet. The UV lamp life of Haier biological safety cabinet is 8000 hours. In general, the UV lamp is changed once a year to maintain its efficacy.

- Eyes and skin should not be directly exposed to ultraviolet light. Close the front window before turning on the UV lamp.
- The UV lamp only has a bactericidal effect on the place where the light is irradiated, and it is not expected to only rely on the sterilization effect of UV lamp.

About the disinfectant:

- a) For stainless steel, the disinfectant can be used as long as it is a chlorine-free germicide.
- b) If the surface is coated with powder, all commonly used germicides can be used.
Different types of germicides can be used according to the safety protection requirements during the operation time of BSC.

- 6) Carefully take off the lab coat and gloves, and wash the hands thoroughly with sterilized soap.
- 7) In the following circumstances, the user should keep in mind the characteristics of the pathogen used, to ensure the correct safety protection of BSC. Use formaldehyde purification equipment for fumigation (or adopt effective gas disinfection):
 - Move/reposition BSC
 - Change the type of work in BSC
 - Before entering the contaminated area for maintenance (e.g. replacing the filter)

Maintenance plan

Maintenance tasks to be executed:

Maintenance tasks	Daily	Weekly	Monthly	Yearly
Clean the working area	●	●	●	●
Clean the glass and external surfaces	●	●	●	●
Sterilize inside BSC (UV lamp)	●	●	●	●
Check the functions	●	●	●	●
Replace the UV lamp				●
Conduct annual performance examination				●
Interior light (fluorescent lamp)	Replace after use for 20,000h or find any faults			
Filter	Replace after use for 3-5 years, as the case may be, or find unacceptable during the annual examination			

BSC Operation Important Precautions

- 1) Before any experiment, the user should place the front window to the normal operating height.
- 2) If any alarm indicator is flashing, immediately stop the work and close the glass door for trouble shooting. Air sensor tracks the air down flow velocity and inflow velocity as indicated by the LCD display. When the inflow velocity drops below the failure point, the abnormal alarm for air flow is activated.
- 3) Make sure that the front and rear airflow grids are not blocked by your arms or other objects.
- 4) Work as much as possible from a clean work area, and then gradually move to the side where the pollutant or toxic substance is placed. Operate in accordance with the principle of isolation from clean to contaminated materials/instruments. When using samples placed in a safety cabinet, only one type can be used at a time. Cover the sample used before using another sample.
- 5) When working in BSC, operate as close as possible to the inside of BSC, at least 15cm away from the front air inflow grid. Move open tubes and bottles horizontally if possible to avoid spillage. Immediately after use, place empty test tubes and test bottles in the collection bag in BSC.
- 6) Sterilize the inoculating loop to avoid cross-infection of biological materials. It is recommended to use an infrared sterilizer. Try not to use Bunsen burners as much as possible. Alcohol lamps are not allowed.
- 7) Perform a disinfection process for the surface when removing contaminants from BSC.
- 8) Be careful when you move or remove objects from and into BSC. Slowly move the arm from and into the working area of BSC perpendicularly to the opening direction of the working area.
- 9) Cover the workbench surface and the water collection basin with a disinfectant, and wait 10 to 15 minutes. Wipe off excess germicide with a sponge or cloth soaked with a purifying agent.
- 10) Place the germicide discharged from BSC in a suitable container and use an autoclave. When the effluent is cleaned, replace the outer gloves with new ones. Allow the cabinet to vent for a few minutes and autoclave all contaminants (including gloves, cloth and sponge).
- 11) When using an aerosol-generating instrument, place it inside BSC as far as possible from the test sample.
- 12) Keep clean materials at least 15 cm away from aerosol generating instruments/objects, to minimize the cross-contamination.
- 13) Cover the vessel/sample with a lid/sample tray to prevent it from being impacted by the down flow.
- 14) Avoid using a centrifuge, mixer, ultrasonic washer or other devices that can generate turbulent airflows. Always use it, if inevitable, far from the back plate of BSC.
- 15) If a vacuum pipe is used, a cartridge filter should be placed between the vacuum pump and the cock valve, to protect the building's vacuum system from biological hazards.

Summary of Specifications

Model	Power (VA)	Downflow Velocity(m/s)	Inflow Velocity(m/s)	Fluorescent Lamp Intensity(Lux)	Net/Gross Weight(approx)	Interior Dimension (W*D*H)	Exterior Dimension (W*D*H)	Packing Dimension (W*D*H)	Container load (20'/40'/40'H)	Support Stand	Certification
IoT Series Biological Safety Cabinet											
HR1200-IIA2-X	1600	0.3	0.45	≥1300	280/340(kg)	1230*600*655(mm)	1336*845*2120(mm)	1400*925*1665(mm)	8/16/16	680-900mm adjustable	NMPA(CFDA), CE,TUV SUD Mark
					617.3/749.6(lbs)	48.4*23.6*25.8(in)	52.6*33.3*83.5(in)	55.1*36.4*65.6(in)			
HR1500-IIA2-X	1670	0.3	0.45	≥1300	320/400(kg)	1530*600*655(mm)	1636*845*2120(mm)	1700*925*1665(mm)	6/12/12	680-900mm adjustable	NMPA(CFDA), CE,TUV SUD Mark
					705.5/881.8(lbs)	60.2*23.6*25.8(in)	64.4*33.3*83.5(in)	66.9*36.4*65.6(in)			
HR1800-IIA2-X	1850	0.3	0.45	≥1100	380/465(kg)	1830*600*655(mm)	1936*845*2120(mm)	2000*925*1665(mm)	6/12/12	680-900mm adjustable	NMPA(CFDA), CE,TUV SUD Mark
					837.8/1025.1(lbs)	72.0*23.6*25.8(in)	76.2*33.3*83.5(in)	78.7*36.4*65.6(in)			

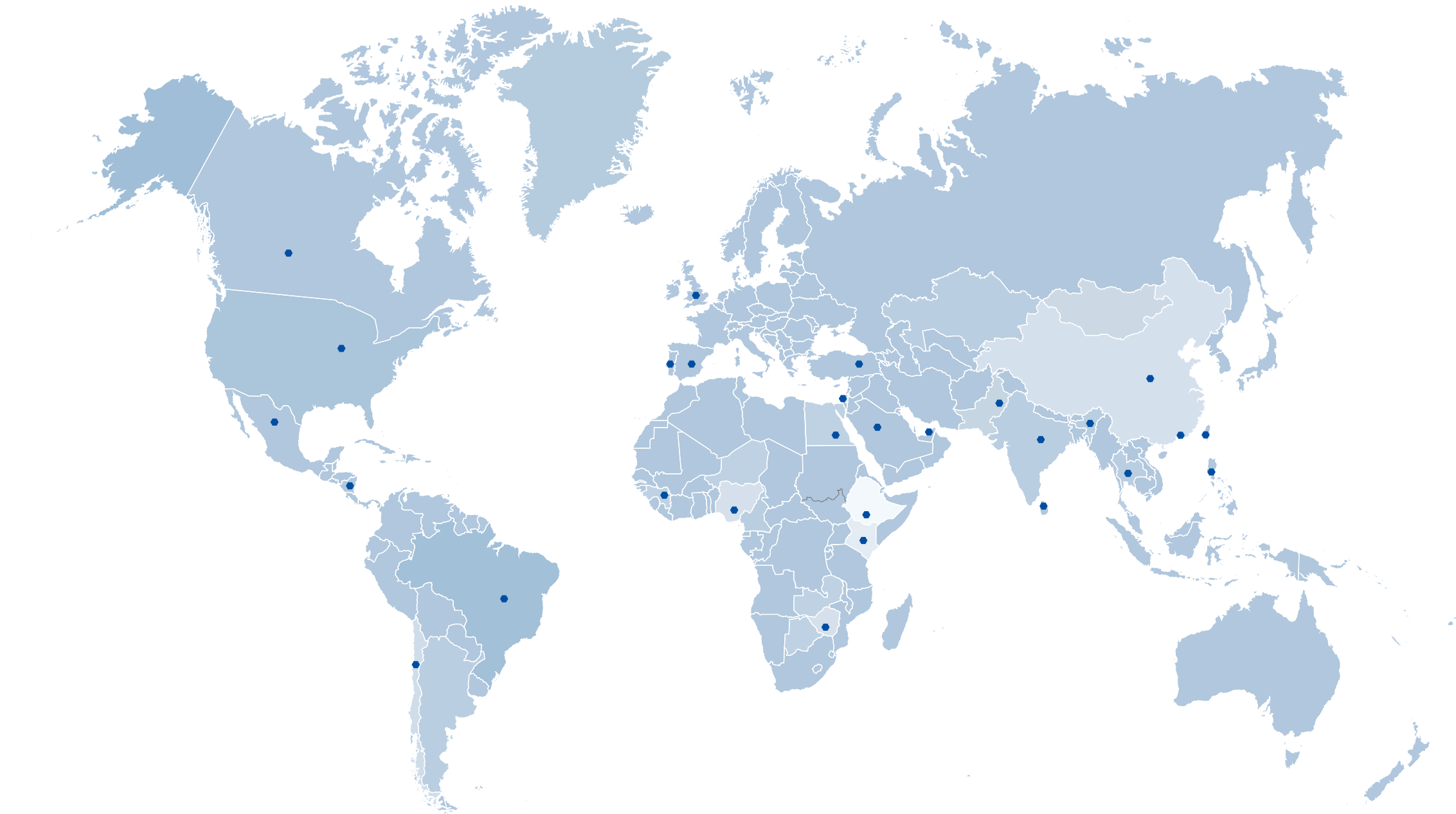
Stainless Steel Arm Rest is removable, width of 60 mm

Model	Power (VA)	Downflow Velocity (m/s)	Inflow Velocity (m/s)	Fluorescent Lamp Intensity(Lux)	Net/Gross Weight(approx)	Interior Dimension (W*D*H)	Exterior Dimension (W*D*H)	Packing Dimension (W*D*H)	Container load (20'/40'/40'H)	Support Stand	Certification
Biological Safety Cabinet											
HR30-IIA2	1300	0.31	0.55	≥1100	220/248(kg)	900*610*680(mm)	1100*790*2200(mm)	1155*905*1720(mm)	10/20/20	680mm	NMPA (CFDA)
					485.0/546.7(lbs)	35.4*24.0*26.8(in)	43.3*31.1*86.6(in)	45.5*35.6*67.7(in)			
HR40-IIA2	1300	0.28	0.55	≥1200	258/305(kg)	1167*610*680(mm)	1360*790*2200(mm)	1415*905*1720(mm)	8/16/16	680mm	NMPA (CFDA),CE, TUV SUD Mark
					568.8/672.4(lbs)	45.9*24.0*26.8(in)	53.5*31.1*86.6(in)	55.7*35.6*67.7(in)			
HR40-IIIB2	1700	0.28	0.55	≥1200	252/308(kg)	1167*610*680(mm)	1360*790*2400(mm)	1415*905*1910(mm)	8/16/16	680mm	NMPA (CFDA),CE, TUV SUD Mark
					555.6/679(lbs)	45.9*24.0*26.8(in)	53.5*31.1*94.5(in)	55.7*35.6*75.2(in)			
HR900-IIA2	1400	0.33	0.55	≥900	270/293(kg)	920*620*650(mm)	1080*845*2160(mm)	1145*920*1690(mm)	12/24/24	680-900mm adjustable	NMPA(CFDA), CE, TUV SUD Mark
					595.3/646(lbs)	36.2*24.4*25.6(in)	42.5*33.3*85.0(in)	45.1*36.2*66.5(in)			
HR1200-IIA2	1500	0.34	0.55	≥900	320/339(kg)	1220*620*650 (mm)	1380*845*2160(mm)	1470*920*1690(mm)	8/16/16	680-900mm adjustable	NMPA(CFDA), CE, TUV SUD Mark
					705.5/747(lbs)	48.0*24.4*25.6(in)	54.3*33.3*85.0(in)	57.9*36.2*66.5(in)			
HR1200-IIA2-D	1600	0.30	0.45	≥1000	320/339(kg)	1310*620*630 (mm)	1380*845*2160(mm)	1470*920*1690(mm)	8/16/16	680-900mm adjustable	CE, TUV SUD Mark
					705.5/747(lbs)	51.6*24.4*24.8(in)	54.3*33.3*85.0(in)	57.9*36.2*66.5(in)			
HR1200-IIA2-S	1600	0.30	0.45	≥1000	320/339(kg)	1310*620*630 (mm)	1380*845*2160(mm)	1470*920*1690(mm)	8/16/16	680-900mm adjustable	CE, TUV SUD Mark
					705.5/747(lbs)	51.6*24.4*24.8(in)	54.3*33.3*85.0(in)	57.9*36.2*66.5(in)			
HR1500-IIA2	1300	0.31	0.55	≥900	360/393(kg)	1520*620*650(mm)	1680*845*2160(mm)	1755*920*1690(mm)	6/12/12	680-900mm adjustable	NMPA(CFDA), CE, TUV SUD Mark
					793.7/866.4(lbs)	59.9*24.4*25.6(in)	66.1*33.3*85.0(in)	69.1*36.2*66.5(in)			

Stainless Steel Arm Rest is removable, width of 60 mm

Model	Power (w)	Fluorescent Lamp Intensity(Lux)	Net/Gross Weight(approx)	Interior Dimension (W*D*H)	Exterior Dimension (W*D*H)	Packing Dimension (W*D*H)	Container load (20'/40'/40'H)	Support Stand	Certification
Clean Bench									
HCB-900V	1200	≥300	115/145(kg)	900*530*520(mm)	970*630*1730(mm)	1105*745*1280(mm)	15/33/33	755mm high chassis	CE, TUV SUD Mark NMPA(CFDA)
			254/319(lbs)	35.4*20.9*20.5(in)	38.2*24.8*68.1(in)	43.5*29.3*50.4(in)			
HCB-1300V	1200	≥300	145/171(kg)	1300*530*520 (mm)	1370*630*1730(mm)	1505*745*1280(mm)	10/25/25	755mm high chassis	CE, TUV SUD Mark NMPA(CFDA)
			320/376(lbs)	51.2*20.9*20.5(in)	53.9*24.8*68.1(in)	59.3*29.3*50.4(in)			
HCB-1300H	350	≥1000	145/175(kg)	1310*550*750(mm)	1380*790*1960(mm)	1465*940*1350(mm)	8/16/16	765mm high chassis	CE, TUV SUD Mark NMPA(CFDA)
			319/385(lbs)	51.6*21.7*29.5(in)	54.3*31.1*77.2(in)	57.7*37.0*53.2(in)			
HCB-1600H	350	≥1000	165/214(kg)	1710*550*750(mm)	1780*790*1960(mm)	1865*940*1370(mm)	6/12/12	765mm high chassis	CE, TUV SUD Mark NMPA(CFDA)
			363.7/471(lbs)	67.3*21.7*29.5(in)	70.1*31.1*77.2(in)	73.4*37.0*53.9(in)			

• Global Sales Network



• Customer Installations

Virology & Microbiology

Research of viral infectious diseases, including AIDS, SARS, avian influenza, hepatitis and encephalitis



- Institut Pasteur of Shanghai of Chinese Academy of Sciences
- Wuhan Institute of Virology, Chinese Academy of Sciences
- Pingxiang Ganxi Cancer Hospital
- Hefei Municipal CDC and Microbiology Laboratory
- Institute of Microbiology, Chinese Academy of Sciences
- Institute of Medical Laboratory Animals, Chinese Academy of Medical Sciences
- National CDC and Prevention, Chinese CDC and Prevention
- State Key Laboratory of Yunnan Bio-resource Conservation and Utilization
- Southwestern Chinese herbal medicine germplasm innovation and utilization of national places
- Joint Engineering Research Center
- National Engineering Research Center for Solid Waste Recycling
- Quality Control of Food and Natural Product Products in Yunnan Province
- And technical evaluation laboratory
- Yunnan Provincial Health Food Quality Supervision and Inspection Station
- Key Laboratory of Environmental Pollution Prevention and Control in Colleges and Universities of Yunnan Province
- Key Laboratory of Sustainable Utilization of Pseudo-ginseng Resources in Yunnan Province
- Key Laboratory of Structural Health Diagnosis of Colleges and Universities in Yunnan Province
- Key Laboratory of Environmental Soil Science of Universities in Yunnan Province (Cultivation)
- Yunnan Key Laboratory of Applied Electrochemistry
- Heilongjiang Yuntianhua Agriculture
- Changchun Institute of Applied Chemistry
- Institute of Microbiology Applications
- Molecular biology of infectious diseases in Chongqing Medical University
- Huazhong Agricultural University, Agricultural Microbiology
- Key Laboratory of Molecular Virus of Qingdao University
- Sino-German Environmental Technology Center
- Guilin Medical College Medical Biotechnology
- Institute of Parasitology
- National Marine Environmental Monitoring Center
- China National Tobacco Corporation
- Antibiotic Research Institute
- Chengdu Institute of Grain Storage Science
- Forest pest control station
- China Type Culture Collection
- Institute of Medical Biology
- Soil Fertilizer Institute
- Marine Meteorological Science Institute
- Ministry of Agriculture Livestock Reproductive Endocrinology and Embryo Engineering Laboratory
- Animal husbandry and veterinary institute
- Institute of Virology and Biotechnology

PIVASs & Hospitals

Admixture of common drugs, antibiotics and cytotoxic drugs



- Hebei Provincial People's Hospital
- The First Affiliated Hospital of Wenzhou Medical College
- Zhejiang University Affiliated Medical College
- Wuhan University People's Hospital
- Jingdezhen Third Hospital
- Affiliated Hospital of Qingdao University Medical College
- Hebei Provincial People's Hospital
- The First Affiliated Hospital of Guangxi Medical University
- Kunming General Hospital of Chengdu Military Region
- People's Liberation Army Urumqi General Hospital
- Henan Provincial People's Hospital
- Shanghai Ruijin Hospital
- Anhui Chinese Medicine Hospital
- Jilin University Sino-Japanese Friendship Hospital
- Jilin City Tuberculosis Hospital
- Shenyang Economic and Technological
- Development Zone People's Hospital
- Dalian Children's Hospital
- The First Affiliated Hospital of China Medical University
- Zhongshan Hospital affiliated to Dalian University
- Inner Mongolia Medical University Affiliated Hospital
- Heilongjiang Infectious Disease Hospital
- Jilin City Tuberculosis Hospital
- Hebei University Affiliated Hospital
- Qingdao Central Hospital
- Dawu County People's Hospital
- Xiangtan Second People's Hospital
- Central South University Xiangya Hospital
- Shanghai Chest Hospital
- The First Affiliated Hospital of Anhui Medical University
- Guizhou Second People's Court
- West China Hospital of Sichuan University
- The First Affiliated Hospital of Chongqing Medical University
- Chongqing Mental Health Center
- Nanjing First People's Hospital
- First Affiliated Hospital of Zhengzhou University
- Beijing Maternity Hospital
- 301 hospital
- Armed Police General Hospital
- Beijing Boren Hospital
- Temple of Heaven Hospital
- Beijing University First Hospital
- Hunan Provincial People's Hospital
- ...

Colleges & Researches

Teaching and researching activities



- Jiangxi Agricultural University
- Zhongshan University
- Tianjin University
- Harbin Medical University
- China Medical University
- Nanchang University School of Medicine
- Chongqing Medical University
- Taiyuan Teachers College
- Shanxi Institute of Engineering and Technology
- Wuhan University of Light Industry
- Wuhan University
- Hubei University of Technology
- Huazhong University of Science and Technology
- Jiangnan University
- Huazhong Agricultural University
- Wuhan University of Science and Technology
- Hubei Institute of Science and Technology
- Hubei University
- Wuhan Institute of Technology
- Yangtze River Fisheries Research Institute
- South Central University for Nationalities
- Jinan University
- South China Agricultural University
- Guangzhou Medical University
- Zhanjiang Food and Drug Inspection Institute
- Shenzhen University
- Southern University of Science and Technology
- Yunnan Provincial Institute of Parasitic Diseases
- Xishuangbanna Tropical Botanical Garden, Chinese Academy of Sciences
- Kunming University of Science and Technology
- Yunnan University
- Biodiversity laboratory
- Southwest Forestry University
- Pu'er City Parasitic Disease Control Center
- Xishuangbanna Botanical Garden
- Hubei Provincial Academy of Agricultural Sciences Food Crops Research Institute
- Zhongshan University
- Hunan University of Traditional Chinese Medicine
- ...

Pharmaceutical & Genetic Engineering

Researches of drugs, genes and bioscience



- Jiangxi Boya Biological Pharmaceutical Co., Ltd.
- Zhuhai Baorui Biological Technology Co., Ltd.
- Tianjin Kangxiu Biotechnology Co., Ltd.
- Chongqing Precision Biotechnology Co., Ltd.
- Shanghai Berger Biotechnology Co., Ltd.
- Hangzhou Shuyang Biotechnology Co., Ltd.
- Kangning Jerry Jilin Biological Co., Ltd.
- Inner Mongolia Yili Pharmaceutical Co., Ltd.
- Jinyu Baoling Biological Safety Cabinet Purchase
- Handan City Rongyang Safety Testing Co., Ltd.
- Hebei Wanbang Adventic Pharmaceutical Co., Ltd.
- Qingdao Huaren Pharmaceutical Co., Ltd.
- Qindao Kanglitai Pharmaceutical Co., Ltd.
- Haihua Biotechnology Company
- Nanjing Bominda Biotechnology Co., Ltd.
- Wuhan Biological Products Research Institute Co., Ltd.
- Hubei Health (Group) Co., Ltd.
- Hunan Ruisheng Aviation Equipment Co., Ltd.
- Zhuhai Yisheng Biological Pharmaceutical Co., Ltd.
- Guilin Meihui Medical Devices Co., Ltd.
- Shenzhen Pandao Biotechnology Co., Ltd.
- Zhejiang Kangyuyu Biotechnology Co., Ltd.
- Hangzhou Yingbai Rui Biomedical Co., Ltd.
- Hangzhou Anzhen Biological Technology Co., Ltd.
- Zhejiang Wuyangtang Pharmaceutical Co., Ltd.
- Rui Rui (Hangzhou) Biotechnology Co., Ltd.
- Shanghai Zhongxi Three-dimensional Pharmaceutical Co., Ltd.
- Shanghai Idea Di Bio Technology Co., Ltd.
- Shanghai Core Super Biotechnology Co., Ltd.
- Suzhou Jimeng Biotechnology Co., Ltd.
- Shanghai Shengyuan Biotechnology Co., Ltd.
- Anhui Weiming Biomedical Co., Ltd.
- Nanjing Rongtai Biotechnology Co., Ltd.
- Jiangsu Ailand Nutrition Products Co., Ltd.
- Nanjing Laoshan Pharmaceutical Co., Ltd.
- Henan Aiweidi Medical Inspection Co., Ltd.
- Beijing Zhongtong Lanbo Clinical Laboratory
- Beijing Baimete Biological Pharmaceutical Co., Ltd.
- Beijing Yisenbao Biotechnology Co., Ltd.
- ...

CDCs and Inspection & Quarantine

Researches of infectious diseases, inward and outward inspection & quarantine



- Chongqing Municipal CDC and Prevention
- Animal prevention station in Urumqi Development Zone
- Hebei Food and Drug Administration
- Gansu Provincial Bureau of Quality and Technical Supervision
- Anhui Provincial Health Department
- Tibet Entry-Exit Inspection and Quarantine Bureau
- Guizhou Provincial CDC and Prevention
- Wenzhou Institute of Biomaterials and Engineering
- Shanxi Entry-Exit Inspection and Quarantine Bureau
- Shenyang Municipal CDC
- Liaoyang Municipal CDC and Prevention
- Dalat Banner Control Center
- Xilinhot Municipal CDC
- New Barrhu Zuoqi Disease Control Center
- Tumote Zuoqi Disease Control Center
- Hebei Family Planning Research Institute
- Jixian County CDC and Prevention
- Shandong Provincial CDC
- Huangshi Municipal CDC and Prevention
- Zhaodong County CDC
- Qiongsan Detoxification Center
- Guangxi District CDC
- Dongguan Municipal CDC and Prevention
- Wenzhou Municipal CDC and Prevention
- Wujiang District CDC
- Shanghai CDC
- Zhangzhou Municipal Health Planning Commission
- Xuancheng CDC
- Hefei Municipal CDC and Prevention
- Xiaoxian Health and Family Planning Commission
- Lanzhou Municipal CDC
- Baoji Food and Drug Administration
- Shaanxi Provincial Health Planning Commission
- Linxia State Animal Disease Prevention and Control Center
- Ningxia Inspection and Quarantine Bureau
- Ningxia Medical University General Hospital
- National Cotton Textile Quality Supervision and Inspection Center
- Yunnan Provincial Health and Family Planning Commission
- Wenshan County CDC and Prevention
- Yunnan Provincial CDC and Prevention
- Hunan Provincial CDCs at all levels

Key Laboratories

Researches of important subjects and projects



- Human Brain Laboratory, University of Science and Technology of China
- Anhui Weiming Differential Gene Center
- An Affiliated Hospital Sample Library Laboratory
- Anhui Key Laboratory of Hepatobiliary and Pancreatic
- National Laboratory of Gerontology Research Center
- State Key Laboratory of Genetic Resources and Evolution, Kunming Institute of Zoology
- Kunming Primate Research Center, Chinese Academy of Sciences
- Chinese Academy of Sciences-Yunnan Key Laboratory of Animal Models and Human Diseases
- Southwest Chinese Biodiversity Laboratory, Chinese Academy of Sciences-Yunnan Provincial People's Government
- National Engineering Research Center for Agricultural Biodiversity Applications
- State Key Laboratory of Yunnan Bioresource Conservation and Utilization
- Key Laboratory of Target Drug Screening and Utilization in Colleges and Universities of Yunnan Province
- Yunnan University Medical Molecular Diagnostic Engineering Research Center
- Human disease primate experimental animal model
- Biodiversity laboratory
- Key Laboratory of Basic Research on Bone and Joint Diseases of Southern Province
- Key Laboratory of Basic Research on Bone and Joint Diseases in Yunnan Province
- National Laboratory of Gerontology Research Center
- National Genetics Laboratory
- Xiangya Second Hospital Metabolic Disease Research Center
- Hunan Institute of Psychiatry
- Anhui Provincial CDC and Prevention, Biosafety Level 3 Laboratory
- Anhui Medical University Public Health Laboratory
- University of Science and Technology of China Human Brain Laboratory
- Anhui Unnamed Differential Gene Center
- An Affiliated Hospital Sample Library Laboratory
- Hefei Municipal CDC and Microbiology Laboratory
- Anhui Key Laboratory of Hepatobiliary and Pancreatic
- Institute of Zoology
- Chinese Academy of Preventive Medicine
- Chinese Academy of Medical Sciences
- Institute of Animal Science, Chinese Academy of Agricultural Sciences
- Shanghai Institute of Pharmaceutical Research
- Shanghai Cancer Institute
- Shanghai Institute of Life Sciences
- Agricultural Microbiology National Engineering Research Center
- Jilin University Molecular Enzyme Engineering
- Harbin Veterinary Research Institute
- Cell Biology and Tumor Cell Laboratory, Xiamen University
- Plant Protection Institute
- Chinese Academy of Tropical Agricultural Sciences
- Comprehensive Utilization Research Institute, National Oceanic Administration