

Sapphire Autoclave

Specifications for a Sapphire 330, 440 & 550 E & DS model

Design Features

- 330, 440 & 550 litres
- MP25 Controller
- Square Chamber
- † Automatic mechanically hoisted sliding door.
- † Fixed Seal
- † Space-saving design
- † Accelerated water cooling by means of a water jacket.

Optional Accessories

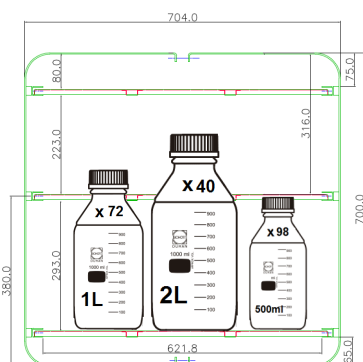
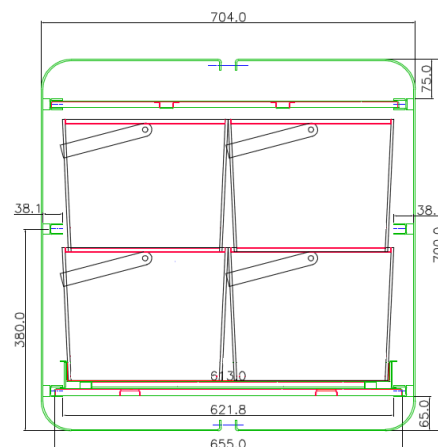
- † Loading Trolley
- † Range of cycle recording systems
- † Drain Line Condenser for plastic drains
- † Scale prevention systems
- † Liquid Ring Vacuum air removal system
- † Air Ballasting option
- † Additional shelves & baskets
- † Steam Jacket drying option
- † Air removal HEPA filter (for CAT3 environments)
- † Anti Lime scale system



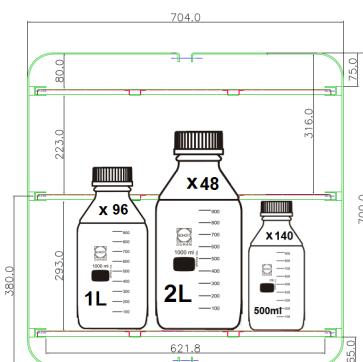
Capacities and dimensions (approx)

Model	Sapphire 330	Sapphire 440	Sapphire 550
Autoclave Weight	650 kg	750 kg	850 kg
Export Case Size	1140w x 2200h x 1690d	1140w x 2200h x 1690d	1140w x 2200h x 1690d
Overall Dimensions	980w x 1930h x 1530d	980w x 1930h x 1530d	980w x 1930h x 1530d
Chamber Dimensions	670w x 670h x 745d	670w x 670h x 936d	670w x 670h x 1099d
Chamber Capacity	330 Litres	440 Litres	550 litres
Water Consumption (Steam generator / typical per cycle)	45 litres	45 litres	45 litres
1L Media Bottles	72	96	108
2L Media Bottles	40	48	54
500ml Media Bottles	98	140	154
NHS Discard Boxes	H1012xW320xL320 (8)	H250xW320xL320 (8)	H250xW320xL320 (12)
Trolley	H671xW625xL1723	H671xW625xL1723	H671xW625xL1723

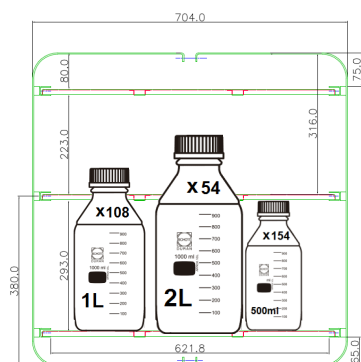
Not to scale



Sapphire 330



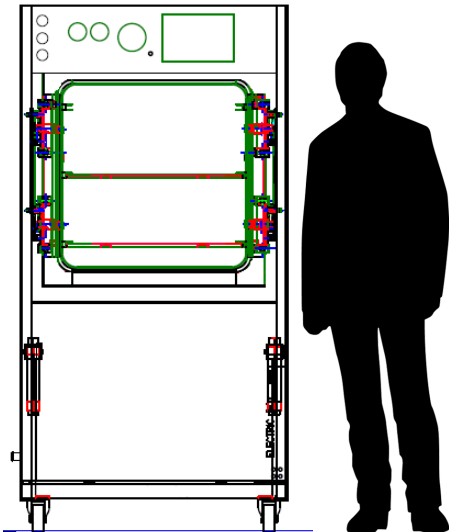
Sapphire 440



Sapphire 550



Human Scale



Safe Design Operating Limits			
Model	Sapphire 330	Sapphire 440	Sapphire 550
Max working temperature	138 °C	138 °C	138 °C
Min working temperature	7 °C	7 °C	7 °C
Max ambient temperature	28 °C	28 °C	28 °C
Min ambient temperature	11 °C	11 °C	11 °C
Max hydraulic pressure	4.14 Bar	4.14 Bar	4.14 Bar
Max working pressure	2.62 Bar	2.62 Bar	2.62 Bar
Max working vacuum	Minus 1 Bar	Minus 1 Bar	Minus 1 Bar
Boiler hydraulic pressure	6 Bar	6 Bar	6 Bar
Boiler working pressure	4 Bar	4 Bar	4 Bar

Site Requirements (E Version)			
Electrical site requirement: Switched RCD required			
Model	Sapphire 330	Sapphire 440	Sapphire 550
Drain Requirements	150°C 35mmØ Copper	150°C 35mmØ Copper	150°C 35mmØ Copper
Voltage	415v	415v	415v
Phase Requirement	3ph/N 50/60 Hz	3ph/N 50/60 Hz	3ph/N 50/60 Hz
Power Consumption	18kw	24kw	24kw
Fuse Rating	40 amp	45 amp	45 amp

Site Requirements (DS Version)			
Electrical site requirement: Switched RCD required			
Model	Sapphire 330	Sapphire 440	Sapphire 550
Drain Requirements	150°C 35mmØ Copper	150°C 35mmØ Copper	150°C 35mmØ Copper
Mains Steam Supply	55 lb p/h @ 2.67 Bar	70 lb p/h @ 2.67 Bar	70 lb p/h @ 2.67 Bar
Voltage	415v	415v	415v
Phase Requirement	3ph/N 50/60 Hz	3ph/N 50/60 Hz	3ph/N 50/60 Hz
Power Consumption	1.2kw	1.2kw	1.2kw
Fuse Rating	6amp	6amp	6amp

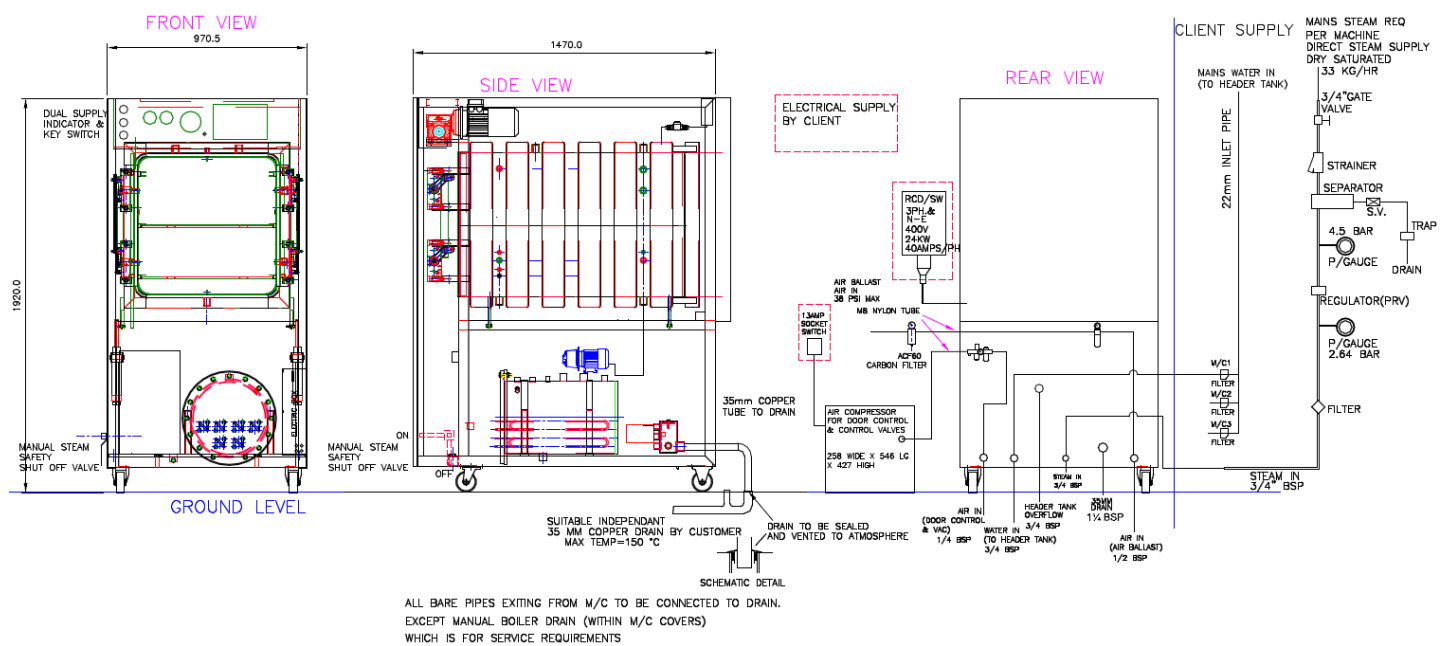
Option Requirements

- Air Supply at 38 psi, 7 cfm required for Air Ballasting option
- Steam Jacket drying option requires liquid ring vacuum option
- Drain requirement of 150°C, 35Ømm copper pipe at floor level.

General Requirements

- † Air supply at 100psi 2cfm for pneumatic sliding door (+13amps for DS machines).
- Sodium Chloride must not exceed a level greater than 500 ppm.
- † Use regular mains water only. DO NOT USE distilled or RO water
- DS Version requires a mains steam supply of 38psi 18kw 55lbs/hour (330) & 38psi 24kw 75lbs/hour (440 & 550).

Typical Installation



Complying Standards

- PED Cat 2 Module B+D Notified Body: British Engineering No. 0040
- Harmonised Standards applied: EMC BS EN 61326
- Community directives applied : Pressure Equipment Directive – PED 2014/68/EU (formerly PED 97/23/EC)
- Designed in accordance with PD5500 (formerly BS5500) & BS2646
- Chamber, Door & Jacket constructed of stainless steel BS-EN 10028-7:316
- ISO 9001: 2008
- CE Marked

Information is subject to change to suit different options added. This information is correct as of 7th September 2017, E & OE