



Oxygen dissolved C	292
10 - 800 µg/l O ₂ ^{c)}	O2
Rhodazine D TM	

Instrument specific information

The test can be performed on the following devices. In addition, the required cuvette and the absorption range of the photometer are indicated.

Instrument Type	Cuvette	λ	Measuring Range
MD 100, MD 110, MD 600, MD 610, MD 640, MultiDirect	ø 13 mm	530 nm	10 - 800 µg/l O ₂ ^{c)}
XD 7000, XD 7500	ø 13 mm	547 nm	10 - 1100 µg/l O ₂ ^{c)}

Material

Required material (partly optional):

Reagents	Packaging Unit	Part Number
Vacu-vial Oxygen Test Kit	1 Set	380450

Application List

- Boiler Water

Preparation


1. Before performing the test, you must read through the original instructions and safety advice that is delivered with the test kit (MSDS are available on the homepage of www.chemetrics.com).

Notes


1. This method is adapted from a product by CHEMetrics. The measuring range and wavelength used for this photometer may differ from the data specified by CHEMetrics.
2. Keep Vacu-Vials® in the dark at room temperature. 4. Vacu-vials® is a registered trademark of the company CHEMetrics, Inc. / Calverton, U.S.A.

Implementation of the provision Oxygen, dissolved with Vacu Vials® K-7553


Select the method on the device



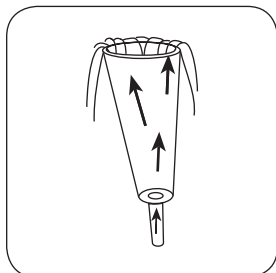
Place **Zero ampoule** in the sample chamber.



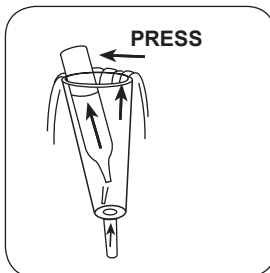
Press the **ZERO** button.



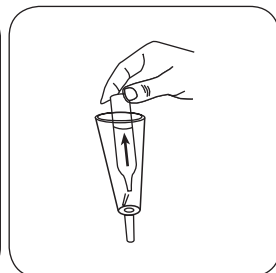
Remove zero ampoule from the sample chamber.




Run test water through the sampling vessel for several minutes from bottom to top to remove air bubbles.



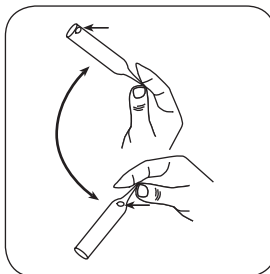
Place a Vacu-vial® ampoule in the sampling vessel. Break off the ampoule tip by applying light pressure against the vessel wall. Wait for the ampoule to fill completely.



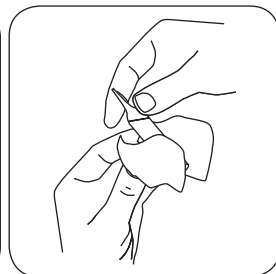
Then quickly remove the ampoule from the sampling vessel with the tip down.




Close the opening with one finger, to avoid contact with the air.



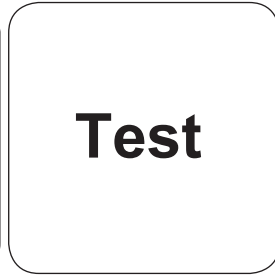
Invert the ampoule several times.



Dry the outside of the ampoule.



Place the ampoule in the sample chamber.



Press the **TEST** (XD: **START**) button.

The result in mg/l Oxygen appears on the display.

Chemical Method

Rhodazine D TM

Appendix

Derived from

ASTM D 5543-15

^{a)} determination of free, combined and total | ^{b)} Reactor is necessary for COD (150 °C), TOC (120 °C) and total -chromium, - phosphate, -nitrogen, (100 °C) | ^{c)} MultiDirect: Adapter is necessary for Vacu-vials® (Order code 19 20 75) | ^{d)} Spectroquant® is a Merck KGaA Trademark | ^{e)} alternative reagent, used instead of DPD No.1/No.3 in case of turbidity in the water sample caused by high concentration of calcium and/or high conductivity | ^{f)} additionally required for determination of bromine, chlorine dioxide and ozone in the presence of chlorine | ^{g)} Reagent recovers most insoluble iron oxides without digestion | ^{h)} additionally required for samples with hardness values above 300 mg/l CaCO₃ | ⁱ⁾ high range by dilution | ^{*} including stirring rod, 10 cm