



DEHA PP

167

0.02 - 0.5 mg/l DEHA

DEHA

PPST

Instrument specific information

The test can be performed on the following devices. In addition, the required cuvette and the absorption range of the photometer are indicated.

Instrument Type	Cuvette	λ	Measuring Range
MD 100, MD 110, MD 600, MD 610, MD 640, MultiDirect	ø 24 mm	560 nm	0.02 - 0.5 mg/l DEHA
SpectroDirect, XD 7000, XD 7500	ø 24 mm	562 nm	0.02 - 0.5 mg/l DEHA

Material

Required material (partly optional):

Reagents	Packaging Unit	Part Number
VARIO DEHA Reagent Set	1 pc.	536000

Application List

- Boiler Water
- Cooling Water

Preparation

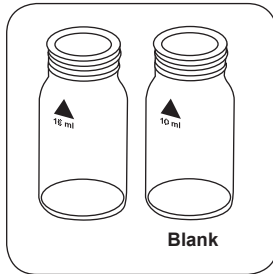
1. To avoid errors caused by iron deposits, rinse the glassware with Hydrochloric acid (approx. 20%) before the analysis and then rinse with deionised water.

Notes

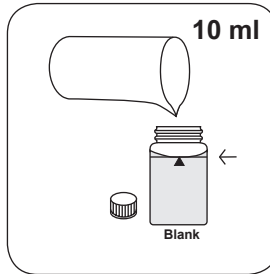
1. Because the reaction depends on temperature, the temperature must be maintained at $20\text{ °C} \pm 2\text{ °C}$.
2. Keep the sample vial in the dark or in the sample chamber during colour development time. If the Reagent solution is exposed to UV-light (sunlight) it causes high measurement results.

Implementation of the provision DEHA (N,N-Diethylhydroxylamine) with Vario Powder Pack and Fluid Reagent

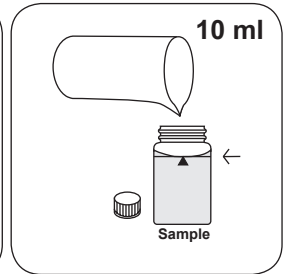
Select the method on the device



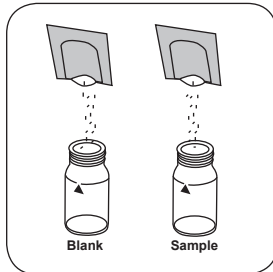
Prepare two clean 24 mm vials. Mark one as a blank.



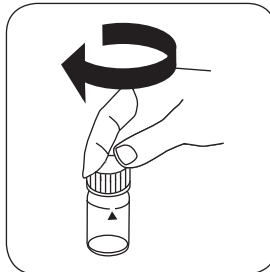
Put **10 ml deionised water** in the blank.



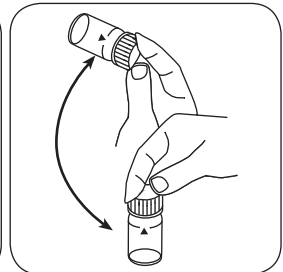
Put **10 ml sample** in the sample vial.



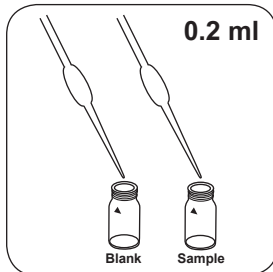
Add a **Vario OXYSCAV 1 Rgt powder pack** in each vial.



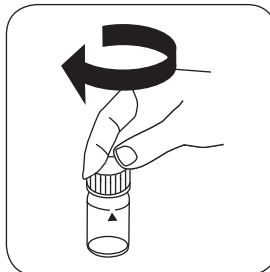
Close vial(s).



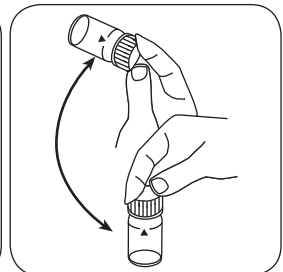
Invert several times to mix the contents.



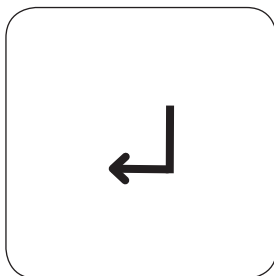
Add **0.2 ml Vario DEHA 2 Rgt solution** to each vial.



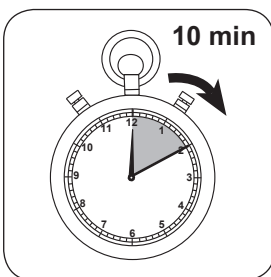
Close vial(s).



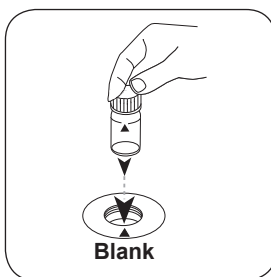
Invert several times to mix the contents.




Press the **ENTER** button.




Wait for **10 minute(s) reaction time**.



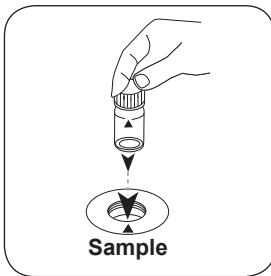
Place **blank** in the sample chamber. • Pay attention to the positioning.



Press the **ZERO** button.



Remove the vial from the sample chamber.



Place **sample vial** in the sample chamber. • Pay attention to the positioning.



Press the **TEST (XD: START)** button.

The result in DEHA appears on the display.

Analyses

The following table identifies the output values can be converted into other citation forms.

Unit	Cite form	Scale Factor
mg/l	DEHA	1
µg/l	DEHA	1,000
mg/l	Hydrochinon	2.63
mg/l	MEKO	4.5

Chemical Method

PPST

Appendix

Interferences

Removeable Interferences

- Interference:
Iron (II) interferes at all concentrations: For the determination of iron (II) concentration, the test is repeated without the addition of DEHA solution. Should the concentration be over 20 µg/l, the displayed value will be deducted from the result of the DEHA test result.
- Substances that reduce Iron (III), interfere. Substances that complex iron strongly, may also interfere.

Interference	from / [mg/l]
Zn	50
Na ₂ B ₄ O ₇	500
Co	0,025
Cu	8
CaCO ₃	1000
Lignosulfonate	0,05
Mn	0,8
Mo	80
Ni	0,8
PO ₄ ³⁻	10
R-PO(OH) ₂	10
SO ₄ ²⁻	1000

Method Validation

End of Measuring Range	0.5 mg/l
Sensitivity	0.016 mg/l / Abs
Confidence Range	0.01 mg/l
Standard Deviation	0.0025 µg
Variation Coefficient	0.90 %

Bibliography

Photometrische Analyseverfahren, Schwendt, Wissenschaftliche Verlagsgesellschaft mbH, Stuttgart 1989

^{a)} determination of free, combined and total | ^{b)} Reactor is necessary for COD (150 °C), TOC (120 °C) and total -chromium, - phosphate, -nitrogen, (100 °C) | ^{c)} MultiDirect: Adapter is necessary for Vacu-vials® (Order code 19 20 75) | ^{d)} Spectroquant® is a Merck KGaA Trademark | ^{e)} alternative reagent, used instead of DPD No.1/No.3 in case of turbidity in the water sample caused by high concentration of calcium and/or high conductivity | ^{f)} additionally required for determination of bromine, chlorine dioxide and ozone in the presence of chlorine | ^{g)} Reagent recovers most insoluble iron oxides without digestion | ^{h)} additionally required for samples with hardness values above 300 mg/l CaCO₃ | ⁱ⁾ high range by dilution | ^{*} including stirring rod, 10 cm

