



COD HR TT

132

200 - 15000 mg/l COD^{b)}

Hr

Dichromate / H₂SO₄

Instrument specific information

The test can be performed on the following devices. In addition, the required cuvette and the absorption range of the photometer are indicated.

Instrument Type	Cuvette	λ	Measuring Range
MD 100, MD 110, MD 200, MD 600, MD 610, MD 640, MultiDirect	ø 16 mm	610 nm	200 - 15000 mg/l COD ^{b)}
SpectroDirect, XD 7000, XD 7500	ø 16 mm	602 nm	200 - 15000 mg/l COD ^{b)}

Material

Required material (partly optional):

Reagents	Packaging Unit	Part Number
COD HR/25	25 pc.	2420722
COD HR/25, mercury free	25 pc.	2420712
COD HR/150	150 pc.	2420727

The following accessories are required.

Accessory	Packaging Unit	Part Number
Thermoreactor RD 125	1 pc.	2418940

Application List

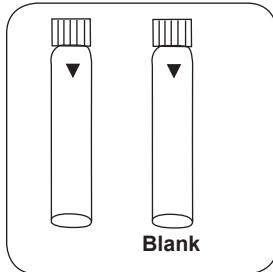
- Raw Water Treatment
- Waste Water Treatment

Notes

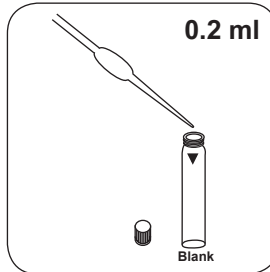
1. The blank is stable when stored in the dark. Blanks and test vials must be from the same batch.
2. Do not place hot vials in the sample chamber. The most stable measured values can be determined if the vials are left standing overnight.
3. For samples under 1 g/l COD it is recommended to repeat the test with the test kit for COD MR or for samples under 0.1 g/l COD to use the tube test COD LR if a higher degree of accuracy is required.

Implementation of the provision CSB HR with Vario Vial Test

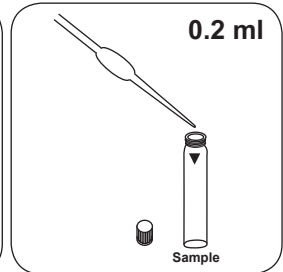
Select the method on the device



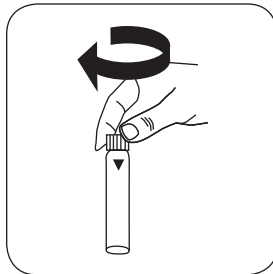
Prepare two **reaction vials**.
Mark one as a blank.



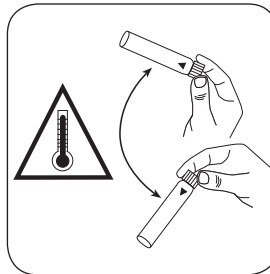
Put **0.2 ml deionised water**
in the blank.



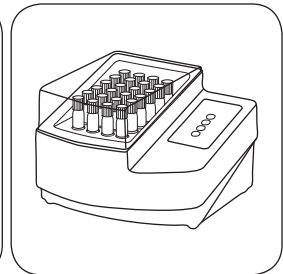
Put **0.2 ml sample** in the
sample vial.



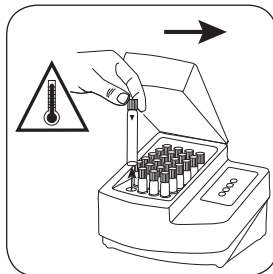
Close vial(s).



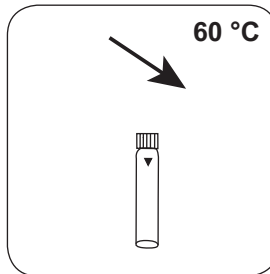
Carefully invert several
times to mix the contents.
Note: Will get hot!



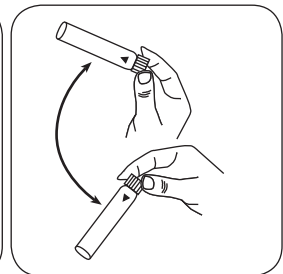
Seal the vials in the pre-
heated thermoreactor for
120 minutes at 150 °C.

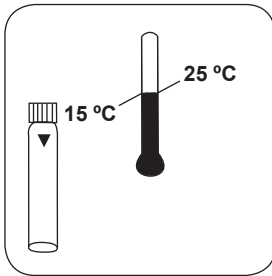


Remove the vial from the
thermoreactor. **Note: vial
will be hot!**

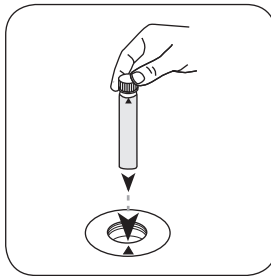


Allow vial(s) to cool to **60 °C**.
Invert several times to mix
the contents.






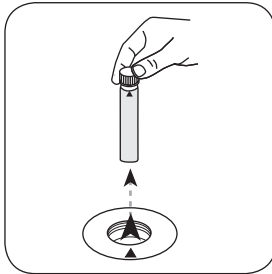
Allow the vial to cool to room temperature and then measure.



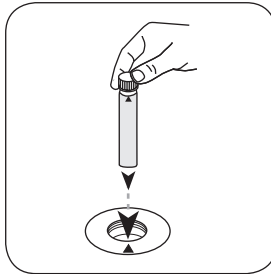
Place **blank** in the sample chamber. • Pay attention to the positioning.



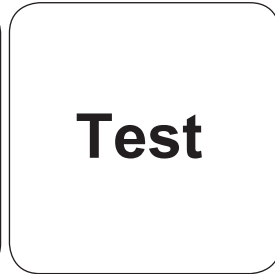
Press the **ZERO** button.



Remove **vial** from the sample chamber.



Place **sample vial** in the sample chamber. • Pay attention to the positioning.



Press the **TEST** (XD: **START**) button.

The result in mg/l COD appears on the display.

Chemical Method

Dichromate / H₂SO₄

Appendix

Interferences

Persistent Interferences

- In exceptional cases, contents, for which the oxidation capacity of the reagent is not sufficient, can lead to lower results.

Removeable Interferences

- Suspended solids in the vial can lead to incorrect measurements and so to avoid this, it is important to place the vials carefully in the sample chamber as the method necessitates a build-up of precipitate at the bottom of the vial.
- The outer walls of the vial must be clean and dry before the analysis is carried out. Fingerprints or water droplets on the vial lead to incorrect measurements.

Interference	from / [mg/l]
Cl ⁻	1000

Method Validation

Limit of Detection	47 mg/l
Limit of Quantification	140 mg/l
End of Measuring Range	15,000 mg/l
Sensitivity	0.0000421 mg/l / Abs
Confidence Range	81 mg/l
Standard Deviation	34 µg
Variation Coefficient	0.40 %

Conformity

ISO 15705:2002

^{a)} determination of free, combined and total | ^{b)} Reactor is necessary for COD (150 °C), TOC (120 °C) and total -chromium, - phosphate, -nitrogen, (100 °C) | ^{c)} MultiDirect: Adapter is necessary for Vacu-vials® (Order code 19 20 75) | ^{d)} Spectroquant® is a Merck KGaA Trademark | ^{e)} alternative reagent, used instead of DPD No.1/No.3 in case of turbidity in the water sample caused by high concentration of calcium and/or high conductivity | ^{f)} additionally required for determination of bromine, chlorine dioxide and ozone in the presence of chlorine | ^{g)} Reagent recovers most insoluble iron oxides without digestion | ^{h)} additionally required for samples with hardness values above 300 mg/l CaCO₃ | ⁱ⁾ high range by dilution | ^{*} including stirring rod, 10 cm