

# Micro DispoDialyzer

(5 to 100  $\mu$ l Sample Volume)



a brand of Harvard Bioscience, Inc.

## Quick Start Guide

### Description

The Micro DispoDialyzer is a unique disposable dialyzer for small sample volumes from 5  $\mu$ l to 100  $\mu$ l and membrane options from 500 to 50,000 Da MWCO.

Sample recovery is quick and easy. The entire dialyzer unit floats directly in the dialysis buffer. Place the unit in a beaker on a magnetic stirrer with a stir bar for constant agitation of the sample to reduce dialysis times.

Almost 100% of the sample is recovered after a short centrifugation step.

The Micro DispoDialyzer comes with preinstalled membrane, foam float, cap, and two 1.5 ml collection tubes.



### Ordering Information

Membrane MWCO (Daltons)	Qty. of 25	Qty. of 50	Qty. of 100
<b>Cellulose Acetate</b>			
500	74-0721	74-0722	74-0723
5,000	74-0030	74-0031	74-0032
<b>Regenerated Cellulose</b>			
1,000	74-0715	74-0702	74-0703
2,000	74-0716	74-0704	74-0705
3,500	74-0027	74-0028	74-0029
10,000	74-0718	74-0708	74-0709
25,000	74-0719	74-0710	74-0711
50,000	74-0720	74-0712	74-0713

## Instructions

1. Remove the white cap.
2. Place sample into the dialyzer
3. Firmly close the white cap.
4. Push the white foam float onto the white cap.
5. Invert dialyzer and place 250  $\mu$ l of buffer into the head of the dialyzer (so that air bubbles do not impede dialysis).
6. Float the dialyzer in a beaker filled with dialysis buffer

*Note: Use a magnetic stir bar to agitate the buffer and decrease dialysis time.*

*Note: Dialysis times vary from 2 hours to overnight. Sample volume, buffer volume, number of samples and MWCO of membranes can all affect time required for complete dialysis. Change buffer solution as needed*

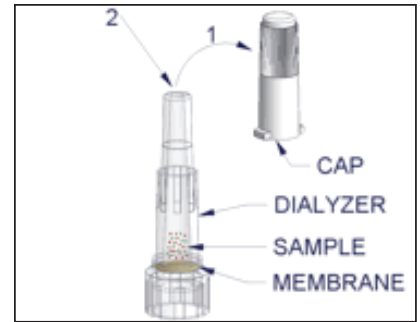
*Note: Dialysis times vary. It may be necessary to change the dialysis buffer:*

- First change 2 to 3 hours
- Second change 4 to 5 hours

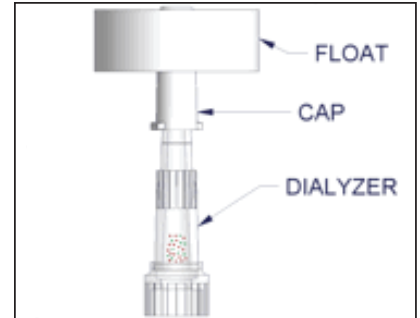
7. Once dialysis is completed, remove the white foam and cap and place DispoDialyzer in the sample collection tube provided.
8. Spin between 500 to 2000 rpm in a microcentrifuge for 1 to 2 seconds to transfer the sample into the collection tube.

*Note: DispoDialyzer is intended for single-use only.*

Steps 1 and 2




Steps 3 and 4



Step 5



Step 6



Step 7

